

Product datasheet for **TA370826**

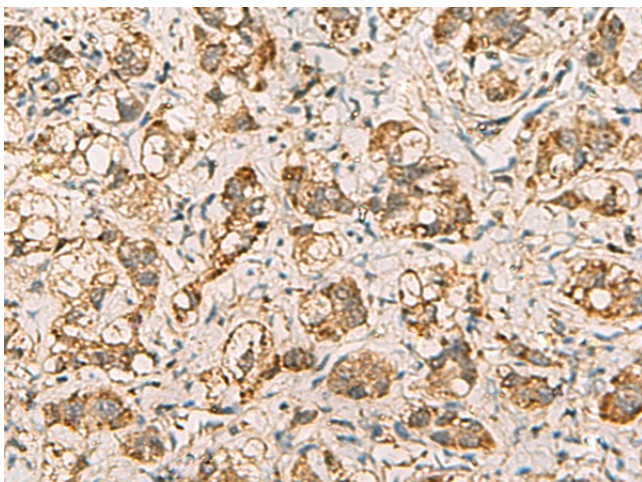
VTA1 Rabbit Polyclonal Antibody

Product data:

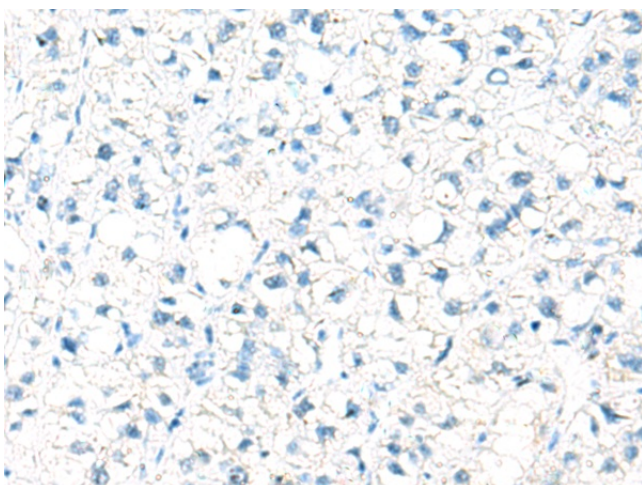
Product Type:	Primary Antibodies
Applications:	IHC
Recommended Dilution:	IHC: 50-200 Positive control: Human liver cancer Predicted cell location: Cytoplasm
Reactivity:	Human, Mouse
Host:	Rabbit
Isotype:	IgG
Clonality:	Polyclonal
Immunogen:	Fusion protein of human VTA1
Formulation:	pH7.4 PBS, 0.05% NaN ₃ , 40% Glycerol
Concentration:	lot specific
Purification:	Antigen affinity purification
Conjugation:	Unconjugated
Storage:	Store at -20°C.
Stability:	1 year
Gene Name:	vesicle trafficking 1
Database Link:	Entrez Gene 51534 Human Q9NP79
Background:	C6ORF55 encodes a protein involved in trafficking of the multivesicular body, an endosomal compartment involved in sorting membrane proteins for degradation in lysosomes (Ward et al., 2005 [PubMed 15644320]).
Synonyms:	C6orf55; DRG-1; DRG1; FLJ27228; HSPC228; LIP5; My012; SBP1



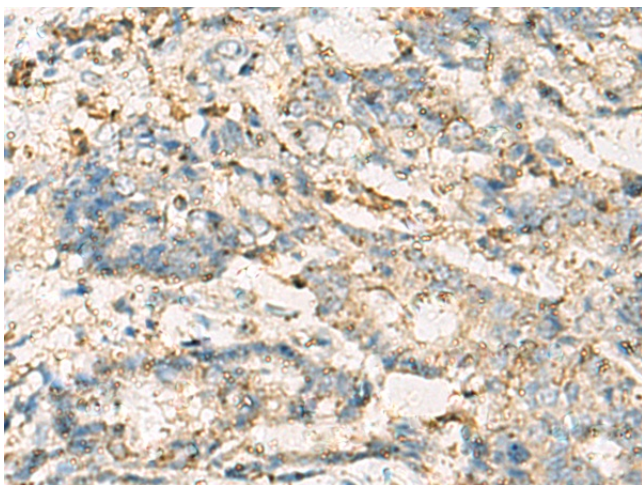
[View online »](#)

Product images:

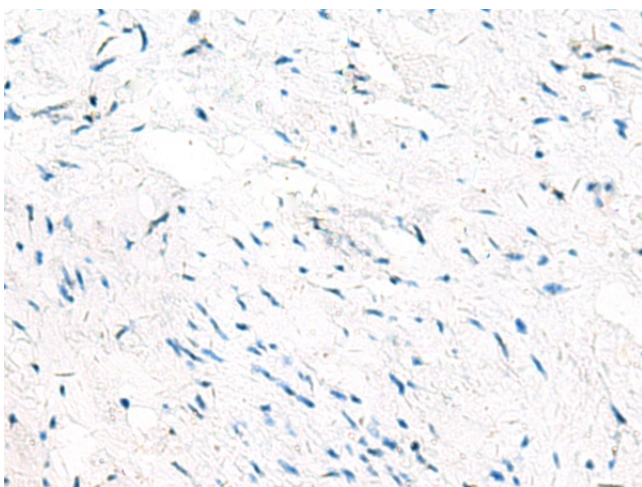
Immunohistochemistry of paraffin-embedded Human liver cancer tissue using TA370826 (VTA1 Antibody) at dilution 1/60 (Original magnification: ×200)



Immunohistochemistry of paraffin-embedded Human liver cancer tissue using TA370826 (VTA1 Antibody) at dilution 1/60, treated with fusion protein. (Original magnification: ×200)



Immunohistochemistry of paraffin-embedded Human cervical cancer tissue using TA370826 (VTA1 Antibody) at dilution 1/60 (Original magnification: $\times 200$)



Immunohistochemistry of paraffin-embedded Human cervical cancer tissue using TA370826 (VTA1 Antibody) at dilution 1/60, treated with fusion protein. (Original magnification: $\times 200$)