

## Product datasheet for **TA370800**

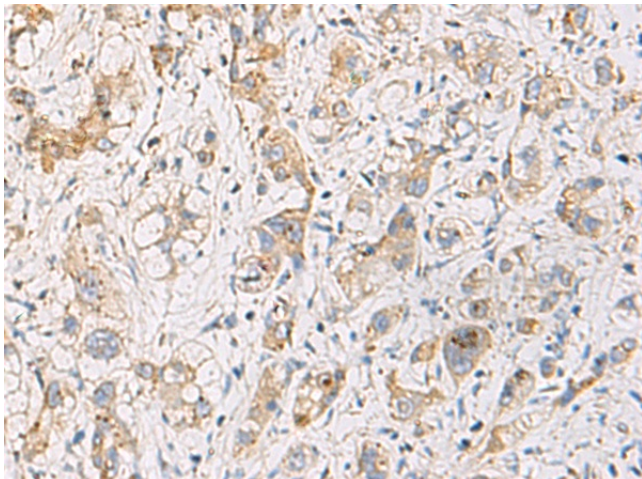
### **FYCO1 Rabbit Polyclonal Antibody**

#### **Product data:**

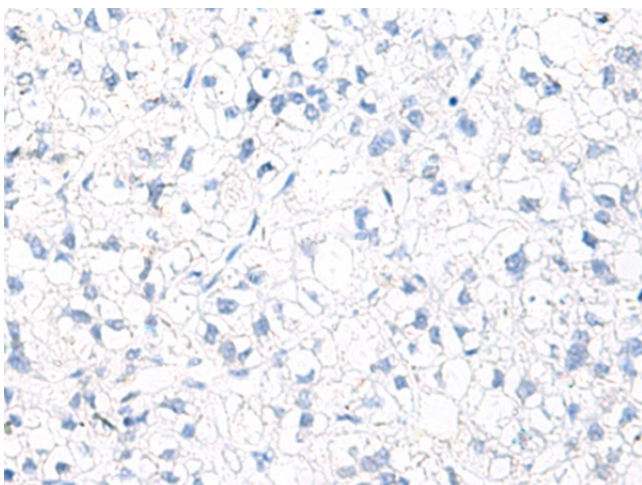
<b>Product Type:</b>	Primary Antibodies
<b>Applications:</b>	IHC
<b>Recommended Dilution:</b>	IHC: 100-200 Positive control: Human liver cancer Predicted cell location: Cytoplasm
<b>Reactivity:</b>	Human
<b>Host:</b>	Rabbit
<b>Isotype:</b>	IgG
<b>Clonality:</b>	Polyclonal
<b>Immunogen:</b>	Fusion protein of human FYCO1
<b>Formulation:</b>	pH7.4 PBS, 0.05% NaN <sub>3</sub> , 40% Glycerol
<b>Concentration:</b>	lot specific
<b>Purification:</b>	Antigen affinity purification
<b>Conjugation:</b>	Unconjugated
<b>Storage:</b>	Store at -20°C.
<b>Stability:</b>	1 year
<b>Gene Name:</b>	FYVE and coiled-coil domain containing 1
<b>Database Link:</b>	<a href="#">Entrez Gene 79443 Human Q9BQS8</a>
<b>Background:</b>	This gene encodes a protein that contains a RUN domain, FYVE-type zinc finger domain and Golgi dynamics (GOLD) domain. The encoded protein plays a role in microtubule plus end-directed transport of autophagic vesicles through interactions with the small GTPase Rab7, phosphatidylinositol-3-phosphate (PI3P) and the autophagosome marker LC3. Mutations in this gene are a cause of autosomal recessive congenital cataract-2 (CATC2).
<b>Synonyms:</b>	DKFZp779K1152; FLJ13335; MGC126517; MGC126519; RUFY3; ZFYVE7



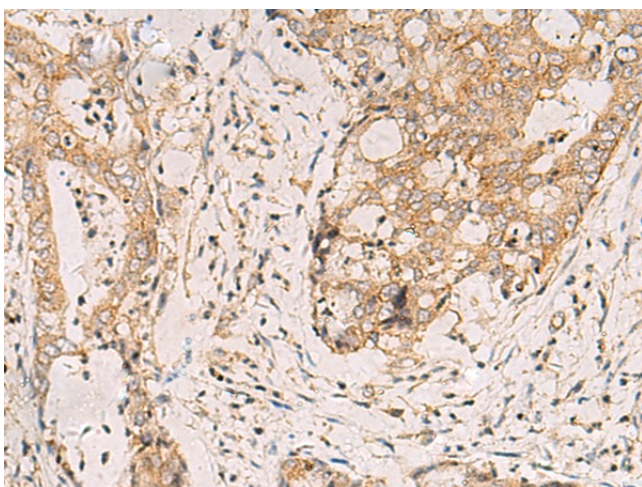
[View online »](#)

**Product images:**

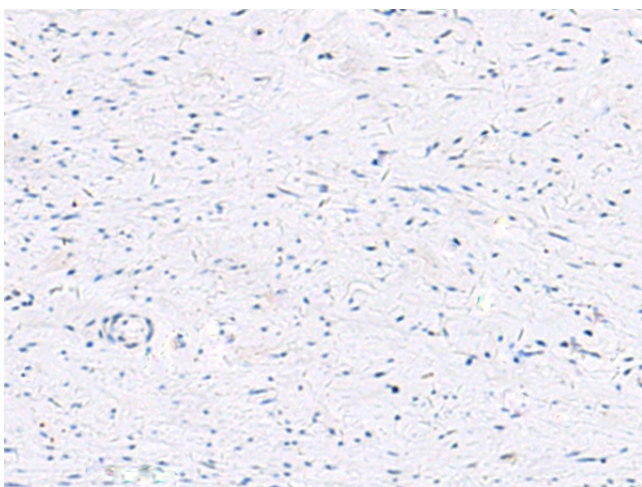
Immunohistochemistry of paraffin-embedded Human liver cancer tissue using TA370800 (FYCO1 Antibody) at dilution 1/110 (Original magnification: ×200)



Immunohistochemistry of paraffin-embedded Human liver cancer tissue using TA370800 (FYCO1 Antibody) at dilution 1/110, treated with fusion protein. (Original magnification: ×200)



Immunohistochemistry of paraffin-embedded Human cervical cancer tissue using TA370800 (FYCO1 Antibody) at dilution 1/110 (Original magnification: ×200)



Immunohistochemistry of paraffin-embedded Human cervical cancer tissue using TA370800 (FYCO1 Antibody) at dilution 1/110, treated with fusion protein. (Original magnification: ×200)