

Product datasheet for **TA370793**

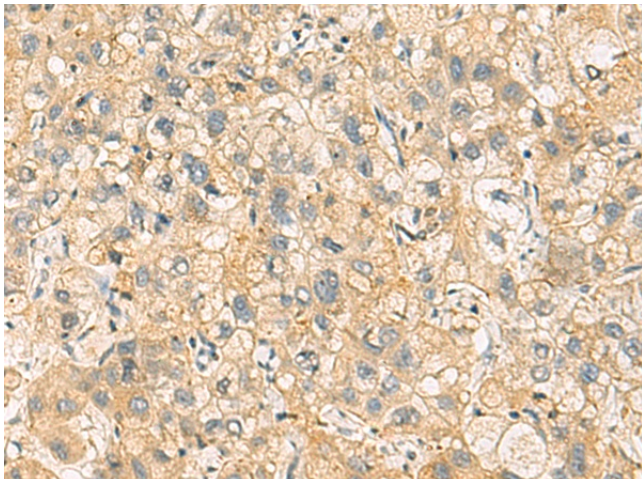
NANP Rabbit Polyclonal Antibody

Product data:

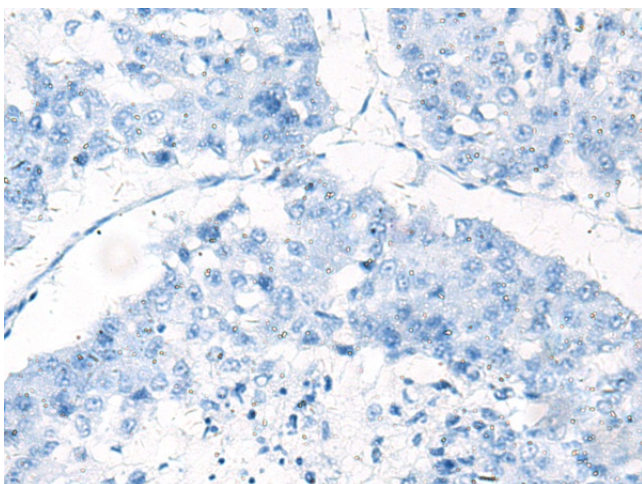
Product Type:	Primary Antibodies
Applications:	IHC
Recommended Dilution:	IHC: 50-200 Positive control: Human liver cancer Predicted cell location: Cytoplasm
Reactivity:	Human, Mouse, Rat
Host:	Rabbit
Isotype:	IgG
Clonality:	Polyclonal
Immunogen:	Fusion protein of human NANP
Formulation:	pH7.4 PBS, 0.05% NaN ₃ , 40% Glycerol
Concentration:	lot specific
Purification:	Antigen affinity purification
Conjugation:	Unconjugated
Storage:	Store at -20°C.
Stability:	1 year
Gene Name:	N-acetylneuraminic acid phosphatase
Database Link:	Entrez Gene 140838 Human Q8TBE9
Background:	NANP (N-acylneuraminate-9-phosphatase), also known as HDHD4 (Haloacid dehalogenase-like hydrolase domain-containing protein 4), is a 248 amino acid protein that belongs to the haloacid dehalogenase (HAD) family and is responsible for dephosphorylating Neu5Ac-9-phosphate to form N-acetylneuraminate. Characteristic of the HAD phosphatase family, the catalytic activity of NANP is dependent upon the presence of magnesium and is inhibited by vanadate and calcium.
Synonyms:	C20orf147; dj694B14.3; HDHD4; MGC26833; N-acylneuraminate-9-phosphatase; Neu5Ac-9-Pase



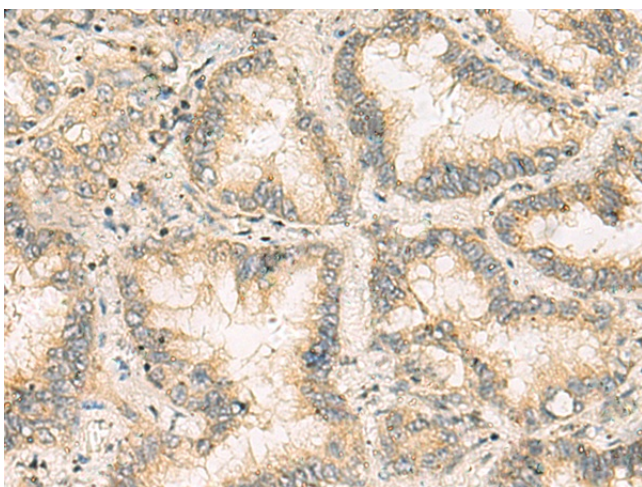
[View online »](#)

Product images:

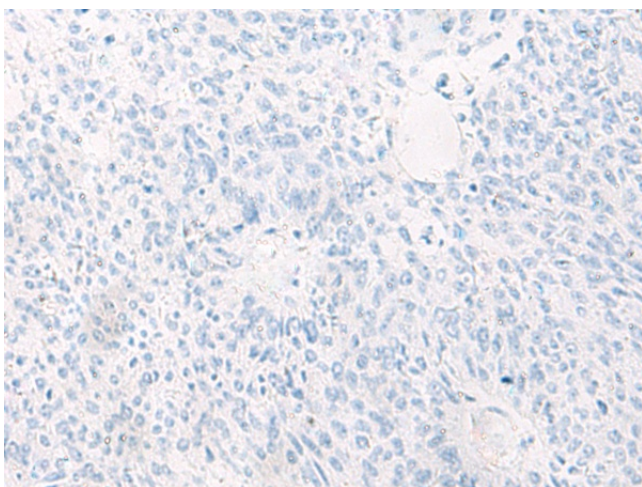
Immunohistochemistry of paraffin-embedded Human liver cancer tissue using TA370793 (NANP Antibody) at dilution 1/65 (Original magnification: ×200)



Immunohistochemistry of paraffin-embedded Human liver cancer tissue using TA370793 (NANP Antibody) at dilution 1/65, treated with fusion protein. (Original magnification: ×200)



Immunohistochemistry of paraffin-embedded Human lung cancer tissue using TA370793 (NANP Antibody) at dilution 1/65 (Original magnification: x200)



Immunohistochemistry of paraffin-embedded Human lung cancer tissue using TA370793 (NANP Antibody) at dilution 1/65, treated with fusion protein. (Original magnification: x200)