

Product datasheet for **TA370755**

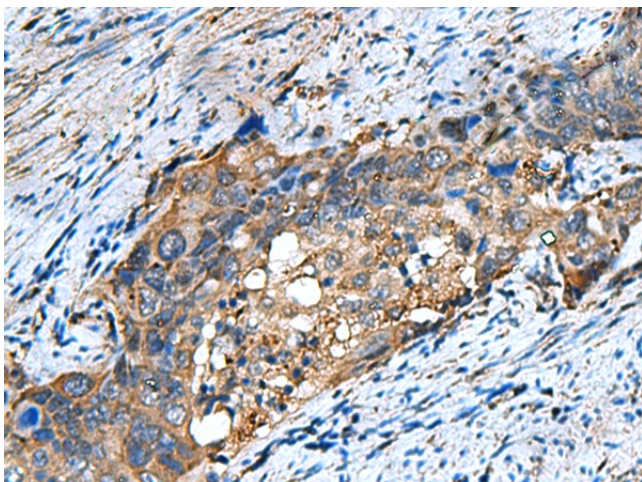
COMMD9 Rabbit Polyclonal Antibody

Product data:

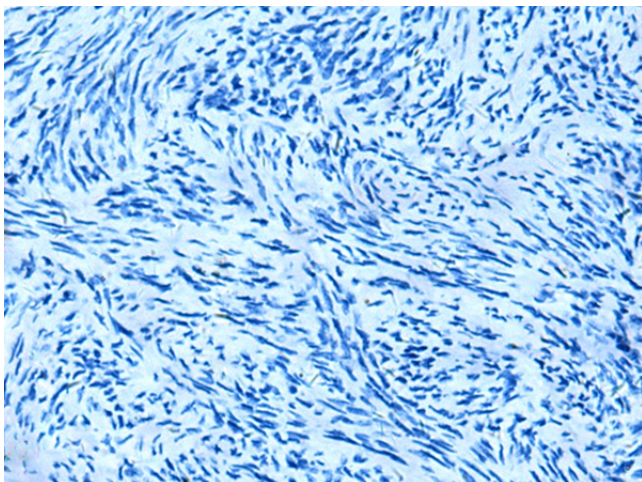
Product Type:	Primary Antibodies
Applications:	IHC
Recommended Dilution:	IHC: 50-200 Positive control: Human cervical cancer Predicted cell location: Cytoplasm
Reactivity:	Human, Mouse
Host:	Rabbit
Isotype:	IgG
Clonality:	Polyclonal
Immunogen:	Fusion protein of human COMMD9
Formulation:	pH7.4 PBS, 0.05% NaN3, 40% Glycerol
Concentration:	lot specific
Purification:	Antigen affinity purification
Conjugation:	Unconjugated
Storage:	Store at -20°C.
Stability:	1 year
Gene Name:	COMM domain containing 9
Database Link:	Entrez Gene 29099 Human Q9P000
Background:	May modulate activity of cullin-RING E3 ubiquitin ligase (CRL) complexes (PubMed:21778237). May down-regulate activation of NF-kappa-B (PubMed:15799966). Modulates Na ⁺ transport in epithelial cells by regulation of apical cell surface expression of amiloride-sensitive sodium channel (ENaC) subunits (PubMed:23637203).
Synonyms:	FLJ31106; HSPC166



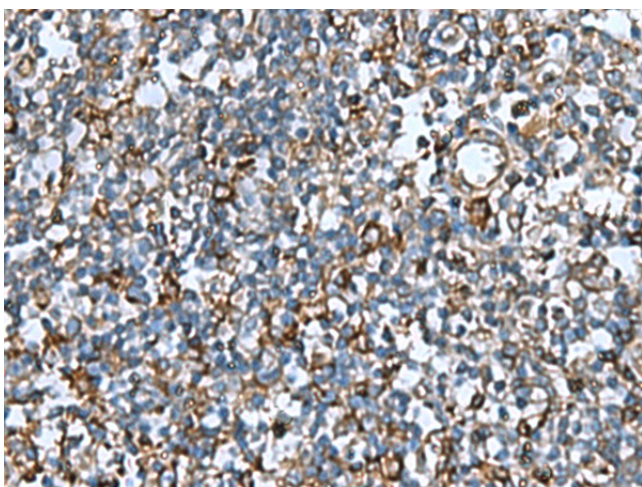
[View online »](#)

Product images:

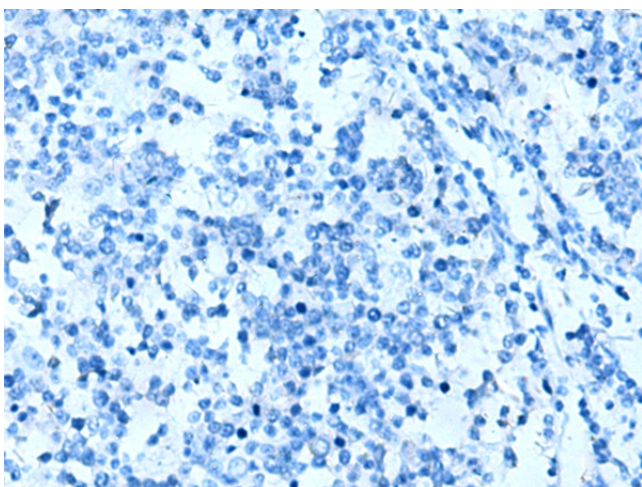
Immunohistochemistry of paraffin-embedded Human cervical cancer tissue using TA370755 (COMMD9 Antibody) at dilution 1/60 (Original magnification: $\times 200$)



Immunohistochemistry of paraffin-embedded Human cervical cancer tissue using TA370755 (COMMD9 Antibody) at dilution 1/60, treated with fusion protein. (Original magnification: $\times 200$)



Immunohistochemistry of paraffin-embedded Human tonsil tissue using TA370755 (COMMD9 Antibody) at dilution 1/60 (Original magnification: ×200)



Immunohistochemistry of paraffin-embedded Human tonsil tissue using TA370755 (COMMD9 Antibody) at dilution 1/60, treated with fusion protein. (Original magnification: ×200)