

## Product datasheet for **TA370735S**

### RCL (DNPH1) Rabbit Polyclonal Antibody

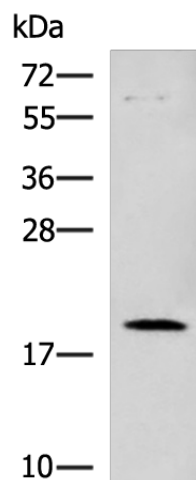
#### Product data:

Product Type:	Primary Antibodies
Applications:	IHC, WB
Recommended Dilution:	WB: 500-2000 WB positive control: Human heart tissue lysate IHC: 50-200 Positive control: Human liver cancer Predicted cell location: Cytoplasm
Reactivity:	Human
Host:	Rabbit
Isotype:	IgG
Clonality:	Polyclonal
Immunogen:	Fusion protein of human DNPH1
Formulation:	pH7.4 PBS, 0.05% NaN <sub>3</sub> , 40% Glycerol
Purification:	Antigen affinity purification
Conjugation:	Unconjugated
Storage:	Store at -20°C.
Stability:	1 year
Predicted Protein Size:	19 kDa
Gene Name:	2'-deoxynucleoside 5'-phosphate N-hydrolase 1
Database Link:	<a href="#">Entrez Gene 10591 Human O43598</a>
Background:	This gene was identified on the basis of its stimulation by c-Myc protein. The latter is a transcription factor that participates in the regulation of cell proliferation, differentiation, and apoptosis. The exact function of this gene is not known but studies in rat suggest a role in cellular proliferation and c-Myc-mediated transformation. Two alternative transcripts encoding different proteins have been described.
Synonyms:	C6orf108; C76683; Rcl; RGD620382

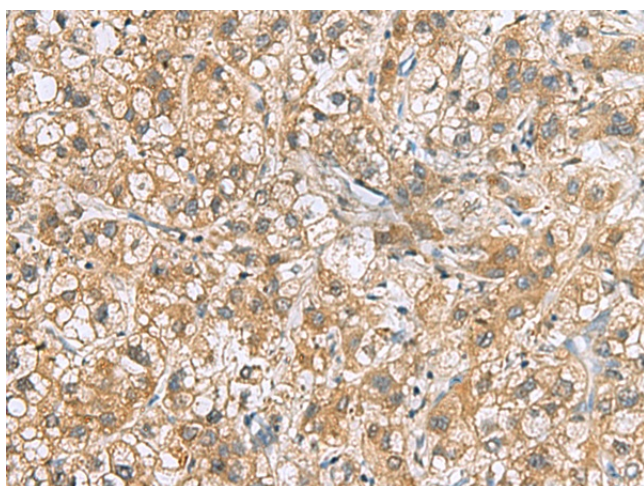


[View online »](#)

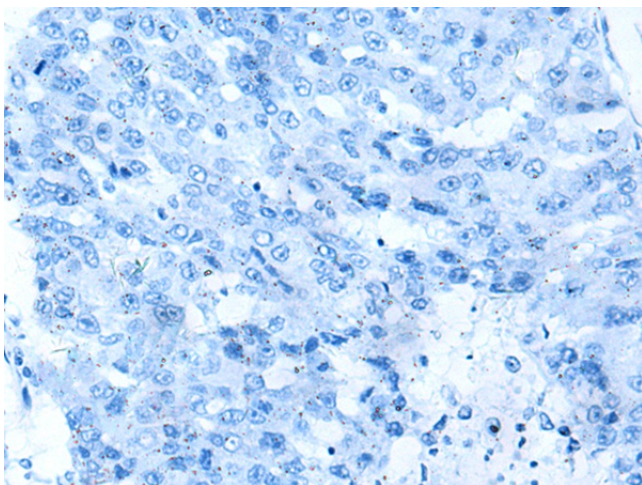
## Product images:



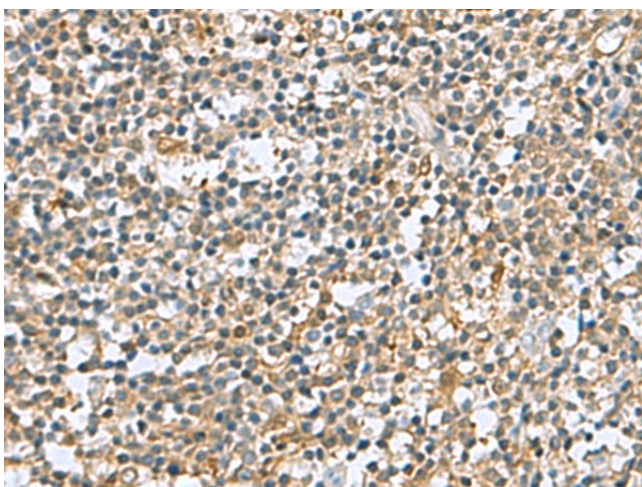
Gel: 12%SDS-PAGE  
Lysate: 40  $\mu$ g  
Lane: Human heart tissue lysate  
Primary antibody: [TA370735] (DNPH1 Antibody) at dilution 1/800  
Secondary antibody: Goat anti rabbit IgG at 1/5000 dilution  
Exposure time: 30 seconds



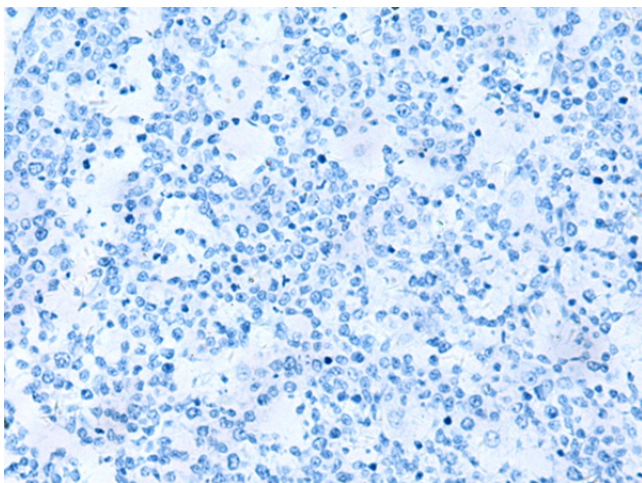
Immunohistochemistry of paraffin-embedded Human liver cancer tissue using [TA370735] (DNPH1 Antibody) at dilution 1/60 (Original magnification:  $\times$ 200)



Immunohistochemistry of paraffin-embedded Human liver cancer tissue using [TA370735] (DNPH1 Antibody) at dilution 1/60, treated with fusion protein. (Original magnification: ×200)



Immunohistochemistry of paraffin-embedded Human tonsil tissue using [TA370735] (DNPH1 Antibody) at dilution 1/60 (Original magnification: ×200)



Immunohistochemistry of paraffin-embedded Human tonsil tissue using [TA370735] (DNPH1 Antibody) at dilution 1/60, treated with fusion protein. (Original magnification: ×200)