

Product datasheet for **TA370708**

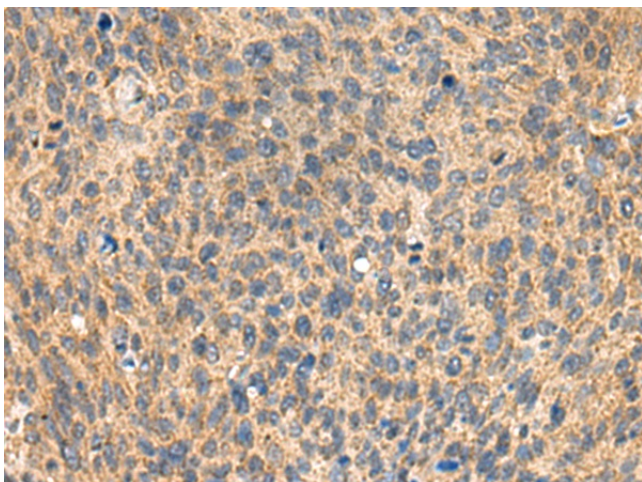
Melanoma Inhibitory Activity (MIA) Rabbit Polyclonal Antibody

Product data:

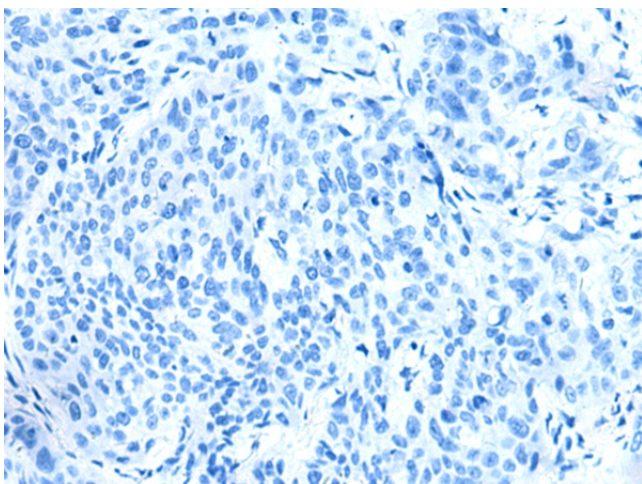
Product Type:	Primary Antibodies
Applications:	IHC
Recommended Dilution:	IHC: 100-300 Positive control: Human cervical cancer Predicted cell location: Secreted
Reactivity:	Human, Mouse, Rat
Host:	Rabbit
Isotype:	IgG
Clonality:	Polyclonal
Immunogen:	Fusion protein of human MIA
Formulation:	pH7.4 PBS, 0.05% NaN ₃ , 40% Glycerol
Concentration:	lot specific
Purification:	Antigen affinity purification
Conjugation:	Unconjugated
Storage:	Store at -20°C.
Stability:	1 year
Gene Name:	melanoma inhibitory activity
Database Link:	Entrez Gene 8190 Human Q16674
Background:	Elicits growth inhibition on melanoma cells in vitro as well as some other neuroectodermal tumors, including gliomas.
Synonyms:	CD-RAP



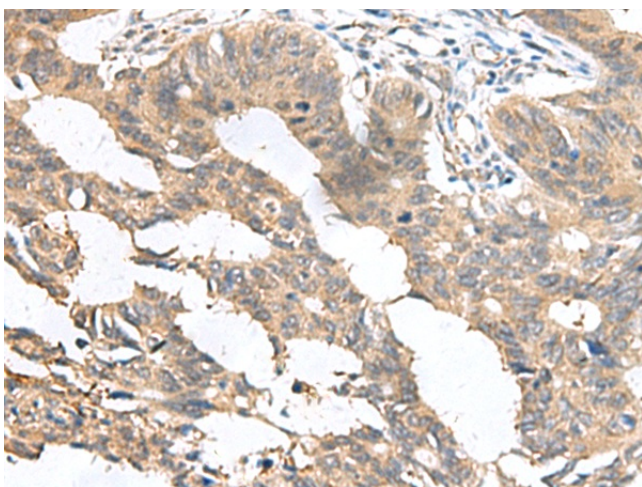
[View online »](#)

Product images:

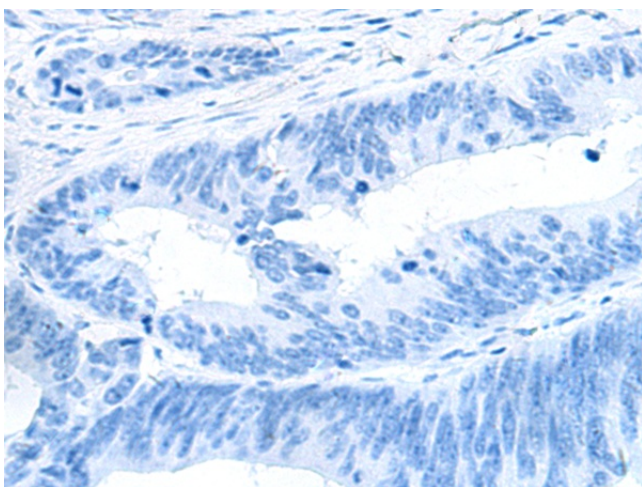
Immunohistochemistry of paraffin-embedded Human cervical cancer tissue using TA370708 (MIA Antibody) at dilution 1/100 (Original magnification: $\times 200$)



Immunohistochemistry of paraffin-embedded Human cervical cancer tissue using TA370708 (MIA Antibody) at dilution 1/100, treated with fusion protein. (Original magnification: $\times 200$)



Immunohistochemistry of paraffin-embedded Human colorectal cancer tissue using TA370708 (MIA Antibody) at dilution 1/100 (Original magnification: $\times 200$)



Immunohistochemistry of paraffin-embedded Human colorectal cancer tissue using TA370708 (MIA Antibody) at dilution 1/100, treated with fusion protein. (Original magnification: $\times 200$)