

## Product datasheet for **TA370702S**

### PTPRS Rabbit Polyclonal Antibody

#### Product data:

Product Type:	Primary Antibodies
Applications:	IHC
Recommended Dilution:	IHC: 100-300 Positive control: Human liver cancer Predicted cell location: Cytoplasm
Reactivity:	Human, Mouse, Rat
Host:	Rabbit
Isotype:	IgG
Clonality:	Polyclonal
Immunogen:	Fusion protein of human PTPRS
Formulation:	pH7.4 PBS, 0.05% NaN <sub>3</sub> , 40% Glycerol
Purification:	Antigen affinity purification
Conjugation:	Unconjugated
Storage:	Store at -20°C.
Stability:	1 year
Gene Name:	protein tyrosine phosphatase, receptor type S
Database Link:	<a href="#">Entrez Gene 5802 Human Q13332</a>

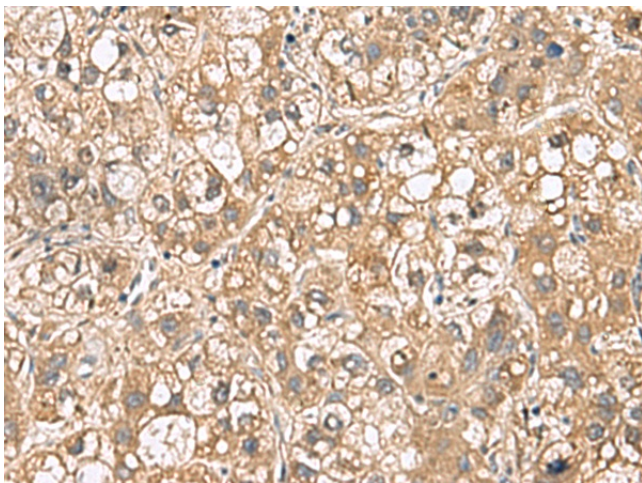
**Background:** The protein encoded by this gene is a member of the protein tyrosine phosphatase (PTP) family. PTPs are known to be signaling molecules that regulate a variety of cellular processes including cell growth, differentiation, mitotic cycle, and oncogenic transformation. This PTP contains an extracellular region, a single transmembrane segment and two tandem intracytoplasmic catalytic domains, and thus represents a receptor-type PTP. The extracellular region of this protein is composed of multiple Ig-like and fibronectin type III-like domains. Studies of the similar gene in mice suggested that this PTP may be involved in cell-cell interaction, primary axonogenesis, and axon guidance during embryogenesis. This PTP has been also implicated in the molecular control of adult nerve repair. Four alternatively spliced transcript variants, which encode distinct proteins, have been reported.



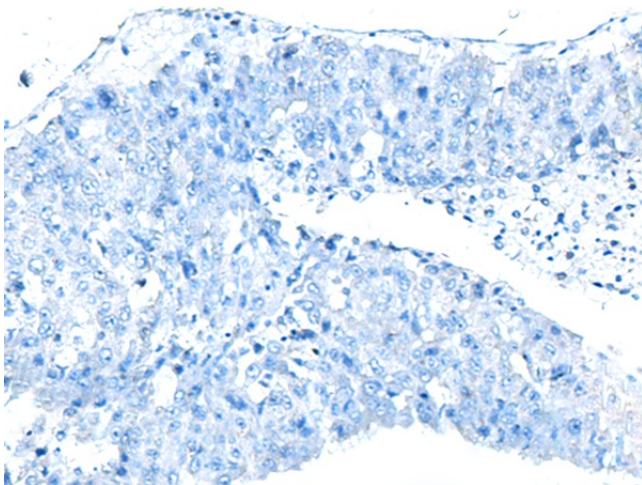
[View online »](#)

Synonyms: PTPSIGMA; R-PTP-S; R-PTP-sigma

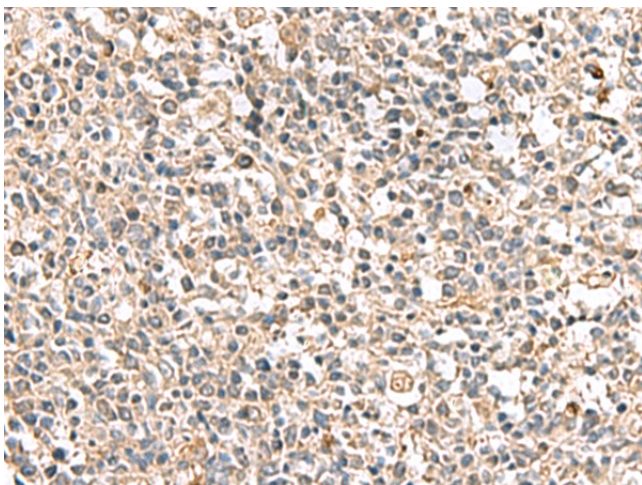
**Product images:**



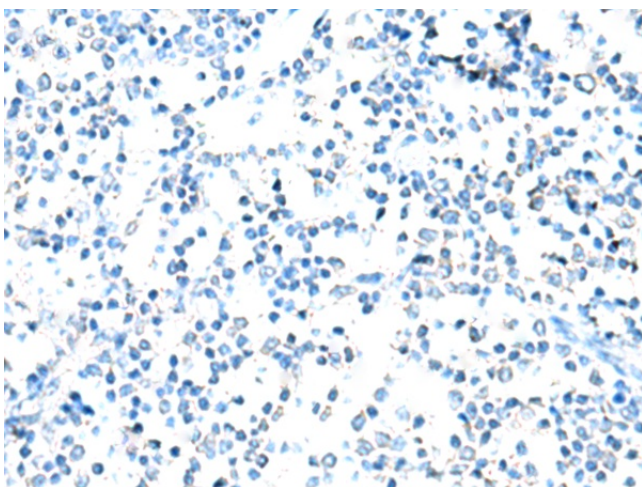
Immunohistochemistry of paraffin-embedded Human liver cancer tissue using [TA370702] (PTPRS Antibody) at dilution 1/110 (Original magnification: ×200)



Immunohistochemistry of paraffin-embedded Human liver cancer tissue using [TA370702] (PTPRS Antibody) at dilution 1/110, treated with fusion protein. (Original magnification: ×200)



Immunohistochemistry of paraffin-embedded Human tonsil tissue using [TA370702] (PTPRS Antibody) at dilution 1/110 (Original magnification:  $\times 200$ )



Immunohistochemistry of paraffin-embedded Human tonsil tissue using [TA370702] (PTPRS Antibody) at dilution 1/110, treated with fusion protein. (Original magnification:  $\times 200$ )