

## Product datasheet for **TA370643**

### TTC38 Rabbit Polyclonal Antibody

#### Product data:

Product Type:	Primary Antibodies
Applications:	IHC
Recommended Dilution:	IHC: 50-300 Positive control: Human tonsil Predicted cell location: Cytoplasm
Reactivity:	Human, Mouse
Host:	Rabbit
Isotype:	IgG
Clonality:	Polyclonal
Immunogen:	Fusion protein of human TTC38
Formulation:	pH7.4 PBS, 0.05% NaN <sub>3</sub> , 40% Glycerol
Concentration:	lot specific
Purification:	Antigen affinity purification
Conjugation:	Unconjugated
Storage:	Store at -20°C.
Stability:	1 year
Gene Name:	tetratricopeptide repeat domain 38
Database Link:	<a href="#">Entrez Gene 55020 Human Q5R3I4</a>

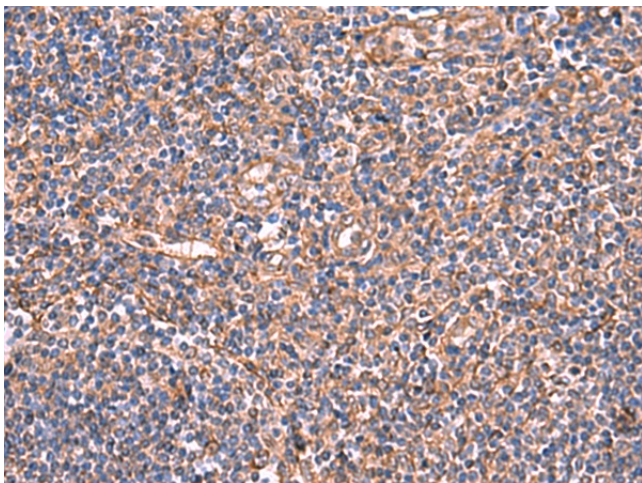
**Background:** TTC38 (tetratricopeptide repeat domain 38) is a 469 amino acid protein that contains three TPR repeats and belongs to the TTC38 family. The gene that encodes TTC38 consists of over 26,000 bases and maps to 22q13. Housing over 500 genes, chromosome 22 is the second smallest chromosome in the human genome. Mutations in several of the genes that map to chromosome 22 are involved in the development of Phelan-McDermid syndrome, Neurofibromatosis type 2, autism and schizophrenia. In addition, translocations between chromosomes 9 and 22 may lead to the formation of the Philadelphia Chromosome and the subsequent production of the novel fusion protein BCR-Abl, a potent cell proliferation activator found in several types of leukemias.



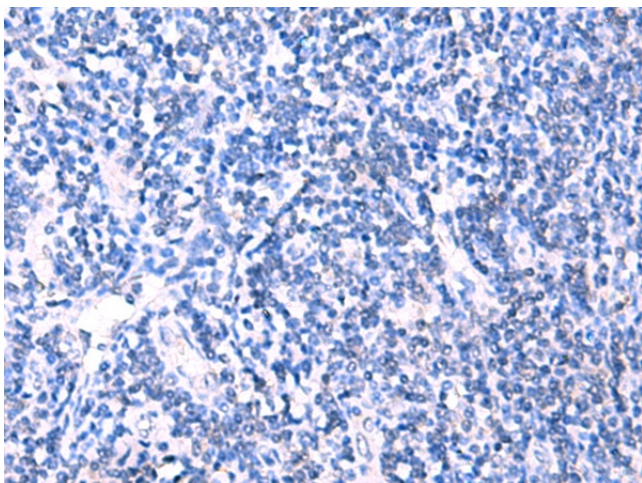
[View online »](#)

Synonyms: FLJ20699

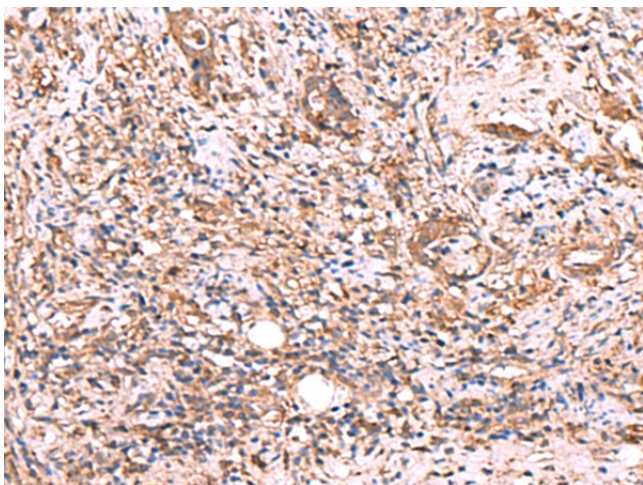
### Product images:



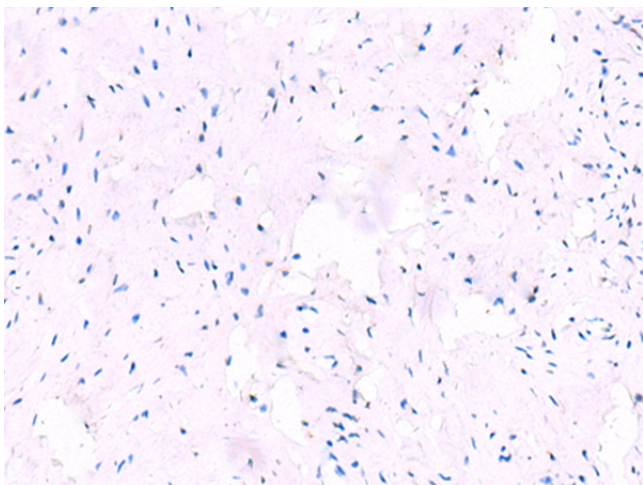
Immunohistochemistry of paraffin-embedded Human tonsil tissue using TA370643 (TTC38 Antibody) at dilution 1/50 (Original magnification: ×200)



Immunohistochemistry of paraffin-embedded Human tonsil tissue using TA370643 (TTC38 Antibody) at dilution 1/50, treated with fusion protein. (Original magnification: ×200)



Immunohistochemistry of paraffin-embedded Human cervical cancer tissue using TA370643 (TTC38 Antibody) at dilution 1/50 (Original magnification:  $\times 200$ )



Immunohistochemistry of paraffin-embedded Human cervical cancer tissue using TA370643 (TTC38 Antibody) at dilution 1/50, treated with fusion protein. (Original magnification:  $\times 200$ )