

Product datasheet for **TA370632S**

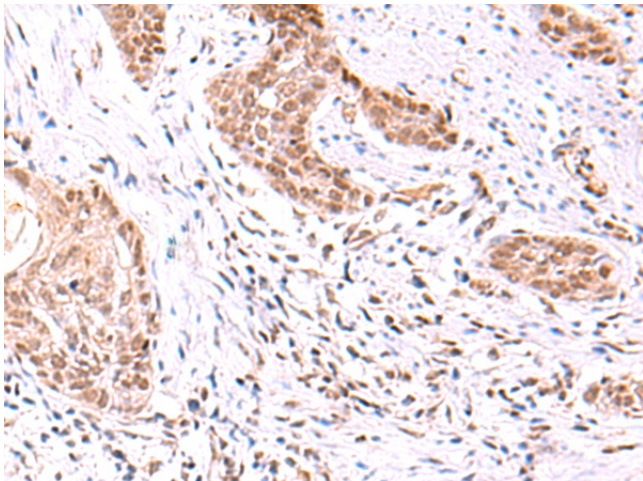
TRMT12 Rabbit Polyclonal Antibody

Product data:

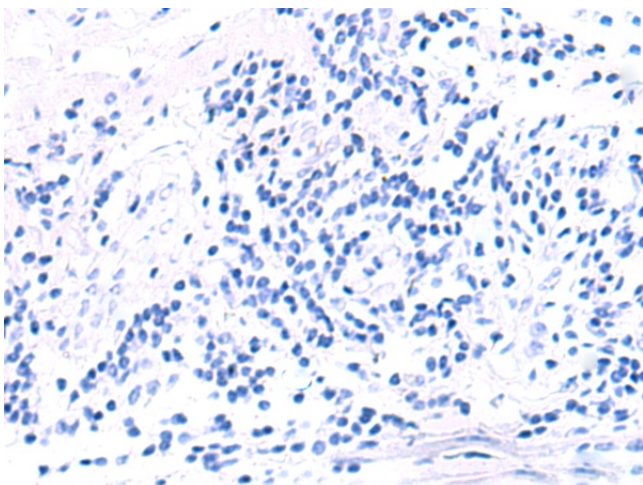
Product Type:	Primary Antibodies
Applications:	IHC
Recommended Dilution:	IHC: 50-300 Positive control: Human esophagus cancer Predicted cell location: Nucleus
Reactivity:	Human, Rat
Host:	Rabbit
Isotype:	IgG
Clonality:	Polyclonal
Immunogen:	Fusion protein of human TRMT12
Formulation:	pH7.4 PBS, 0.05% NaN ₃ , 40% Glycerol
Purification:	Antigen affinity purification
Conjugation:	Unconjugated
Storage:	Store at -20°C.
Stability:	1 year
Gene Name:	tRNA methyltransferase 12 homolog
Database Link:	Entrez Gene 55039 Human Q53H54
Background:	Wybutosine (yW) is a hypermodified guanosine at the 3-prime position adjacent to the anticodon of phenylalanine tRNA that stabilizes codon-anticodon interactions during decoding on the ribosome. TRMT12 is the human homolog of a yeast gene essential for yW synthesis (Noma and Suzuki, 2006).
Synonyms:	FLJ20772; TRM12; TYW2



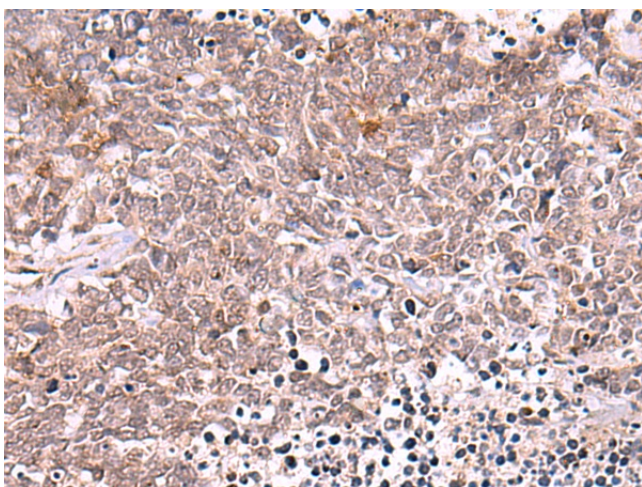
[View online »](#)

Product images:

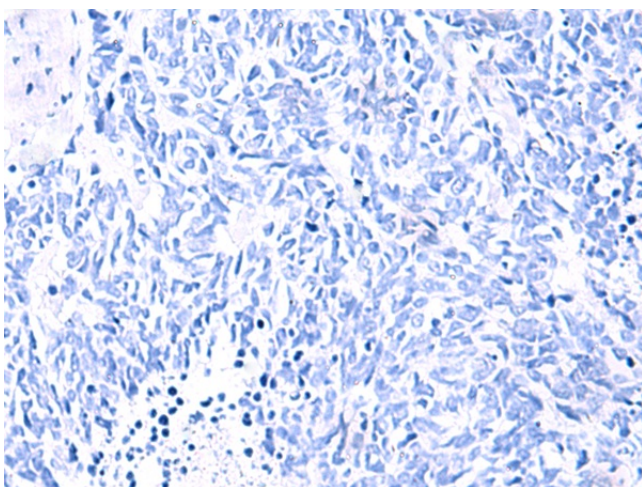
Immunohistochemistry of paraffin-embedded Human esophagus cancer tissue using [TA370632] (TRMT12 Antibody) at dilution 1/80 (Original magnification: $\times 200$)



Immunohistochemistry of paraffin-embedded Human esophagus cancer tissue using [TA370632] (TRMT12 Antibody) at dilution 1/80, treated with fusion protein. (Original magnification: $\times 200$)



Immunohistochemistry of paraffin-embedded Human lung cancer tissue using [TA370632] (TRMT12 Antibody) at dilution 1/80 (Original magnification: $\times 200$)



Immunohistochemistry of paraffin-embedded Human lung cancer tissue using [TA370632] (TRMT12 Antibody) at dilution 1/80, treated with fusion protein. (Original magnification: $\times 200$)