

Product datasheet for **TA370631S**

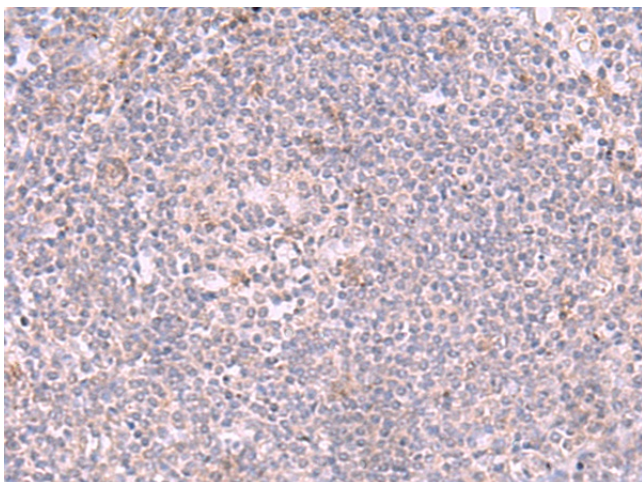
SKIP (INPP5K) Rabbit Polyclonal Antibody

Product data:

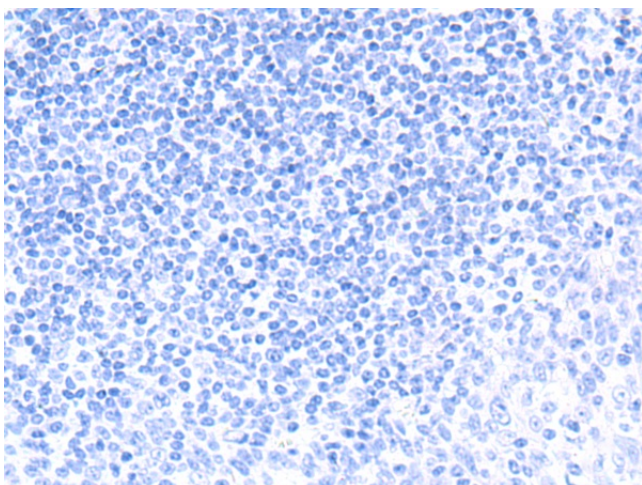
Product Type:	Primary Antibodies
Applications:	IHC
Recommended Dilution:	IHC: 50-300 Positive control: Human tonsil Predicted cell location: Cytoplasm or Nucleus
Reactivity:	Human
Host:	Rabbit
Isotype:	IgG
Clonality:	Polyclonal
Immunogen:	Fusion protein of human INPP5K
Formulation:	pH7.4 PBS, 0.05% NaN ₃ , 40% Glycerol
Purification:	Antigen affinity purification
Conjugation:	Unconjugated
Storage:	Store at -20°C.
Stability:	1 year
Gene Name:	inositol polyphosphate-5-phosphatase K
Database Link:	Entrez Gene 51763 Human Q9BT40
Background:	This gene encodes a protein with 5-phosphatase activity toward polyphosphate inositol. The protein localizes to the cytosol in regions lacking actin stress fibers. It is thought that this protein may negatively regulate the actin cytoskeleton. Alternatively spliced transcript variants encoding different isoforms have been identified.
Synonyms:	OTTHUMP00000198133; PPS; SKIP



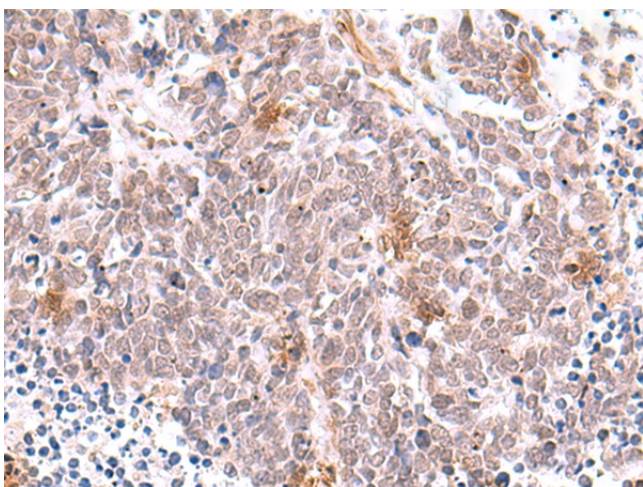
[View online »](#)

Product images:

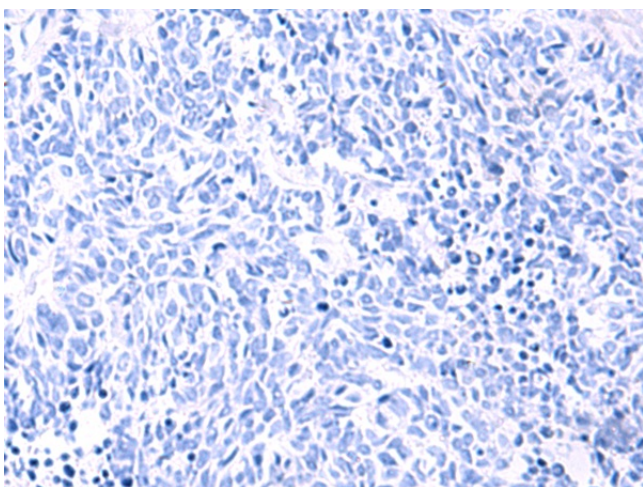
Immunohistochemistry of paraffin-embedded Human tonsil tissue using [TA370631] (INPP5K Antibody) at dilution 1/90 (Original magnification: ×200)



Immunohistochemistry of paraffin-embedded Human tonsil tissue using [TA370631] (INPP5K Antibody) at dilution 1/90, treated with fusion protein. (Original magnification: ×200)



Immunohistochemistry of paraffin-embedded Human lung cancer tissue using [TA370631] (INPP5K Antibody) at dilution 1/90 (Original magnification: ×200)



Immunohistochemistry of paraffin-embedded Human lung cancer tissue using [TA370631] (INPP5K Antibody) at dilution 1/90, treated with fusion protein. (Original magnification: ×200)