

Product datasheet for **TA370622S**

MANSC1 Rabbit Polyclonal Antibody

Product data:

Product Type:	Primary Antibodies
Applications:	IHC
Recommended Dilution:	IHC: 50-300 Positive control: Human tonsil Predicted cell location: Cytoplasm
Reactivity:	Human
Host:	Rabbit
Isotype:	IgG
Clonality:	Polyclonal
Immunogen:	Fusion protein of human MANSC1
Formulation:	pH7.4 PBS, 0.05% NaN ₃ , 40% Glycerol
Purification:	Antigen affinity purification
Conjugation:	Unconjugated
Storage:	Store at -20°C.
Stability:	1 year
Gene Name:	MANSC domain containing 1
Database Link:	Entrez Gene 54682 Human Q9H8J5

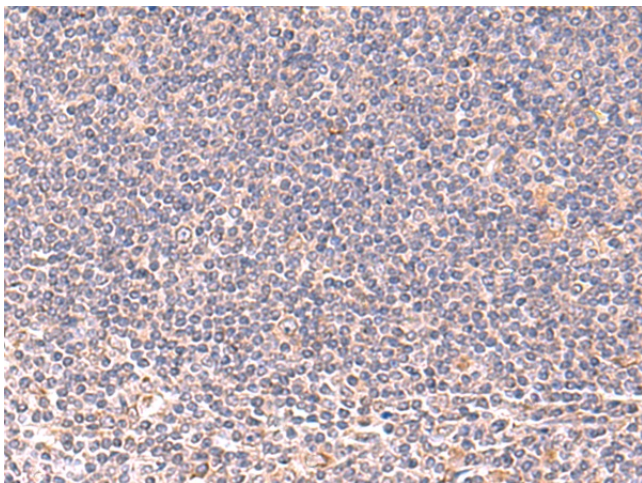
Background: MANSC1 (MANSC domain-containing protein 1), also known as LOH12CR3 (Loss of heterozygosity 12 chromosomal region 3 protein), is a 414 amino acid single-pass membrane protein. Expressed throughout the body, MANSC1 contains one MANSC domain and is encoded by a gene that is located on chromosome 12. Encoding over 1,100 genes within 132 million bases, chromosome 12 makes up about 4.5% of the human genome. A number of skeletal deformities are linked to chromosome 12, including hypochondrogenesis, achondrogenesis and Kniest dysplasia. Chromosome 12 is also home to a homeobox gene cluster which encodes crucial transcription factors for morphogenesis, and the natural killer complex gene cluster encoding C-type lectin proteins which mediate the NK cell response to MHC I interaction.



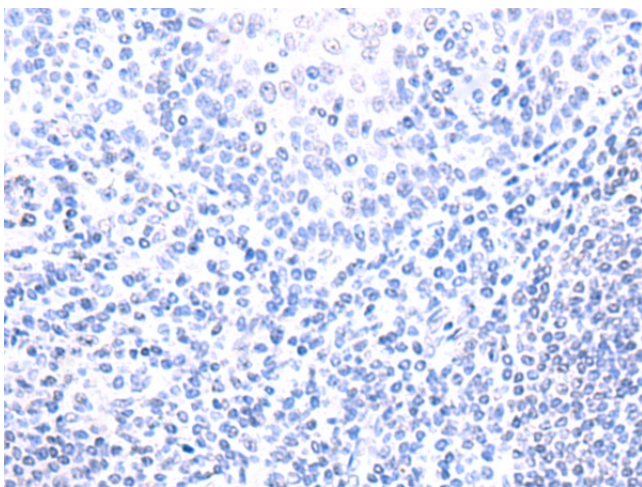
[View online »](#)

Synonyms: 9130403P13Rik; FLJ10298; LOH12CR3

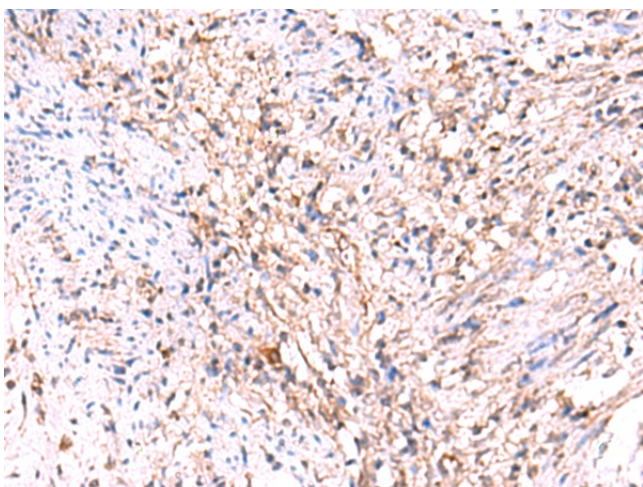
Product images:



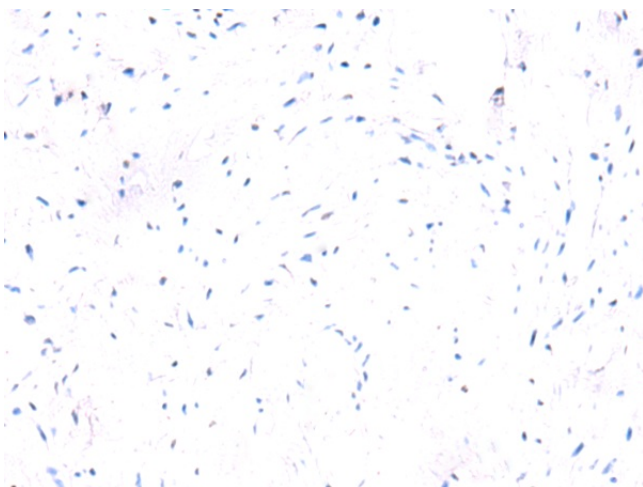
Immunohistochemistry of paraffin-embedded Human tonsil tissue using [TA370622] (MANSC1 Antibody) at dilution 1/105 (Original magnification: x200)



Immunohistochemistry of paraffin-embedded Human tonsil tissue using [TA370622] (MANSC1 Antibody) at dilution 1/105, treated with fusion protein. (Original magnification: x200)



Immunohistochemistry of paraffin-embedded Human cervical cancer tissue using [TA370622] (MANSC1 Antibody) at dilution 1/105 (Original magnification: $\times 200$)



Immunohistochemistry of paraffin-embedded Human cervical cancer tissue using [TA370622] (MANSC1 Antibody) at dilution 1/105, treated with fusion protein. (Original magnification: $\times 200$)