

Product datasheet for **TA370598**

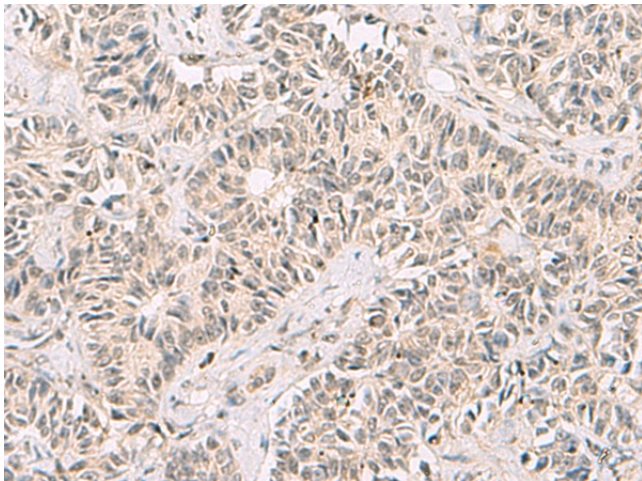
RNF13 Rabbit Polyclonal Antibody

Product data:

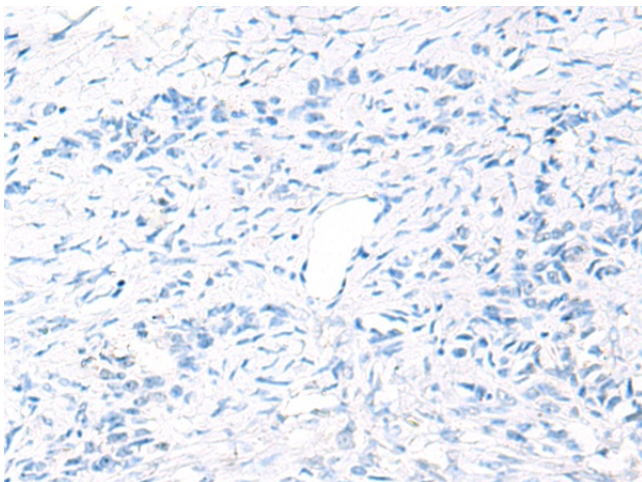
Product Type:	Primary Antibodies
Applications:	IHC
Recommended Dilution:	IHC: 40-200 Positive control: Human ovarian cancer Predicted cell location: Cytoplasm and Nucleus
Reactivity:	Human, Mouse, Rat
Host:	Rabbit
Isotype:	IgG
Clonality:	Polyclonal
Immunogen:	Fusion protein of human RNF13
Formulation:	pH7.4 PBS, 0.05% NaN ₃ , 40% Glycerol
Concentration:	lot specific
Purification:	Antigen affinity purification
Conjugation:	Unconjugated
Storage:	Store at -20°C.
Stability:	1 year
Gene Name:	ring finger protein 13
Database Link:	Entrez Gene 11342 Human O43567
Background:	The protein encoded by this gene contains a RING zinc finger, a motif known to be involved in protein-protein interactions. The specific function of this gene has not yet been determined. Alternatively spliced transcript variants that encode the same protein have been reported. A pseudogene, which is also located on chromosome 3, has been defined for this gene.
Synonyms:	FLJ93817; MGC13689; RZF



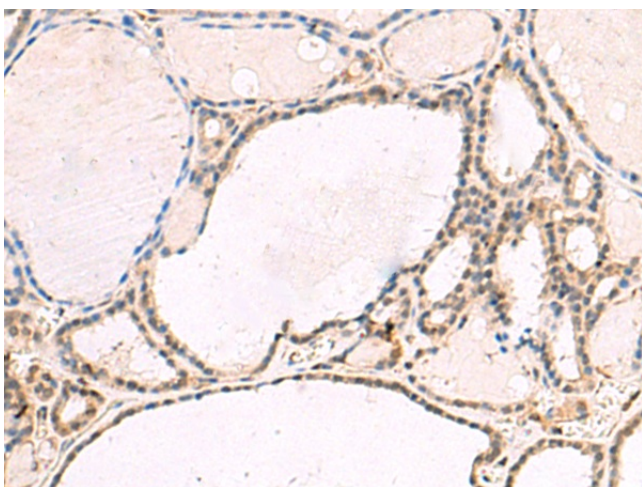
[View online »](#)

Product images:

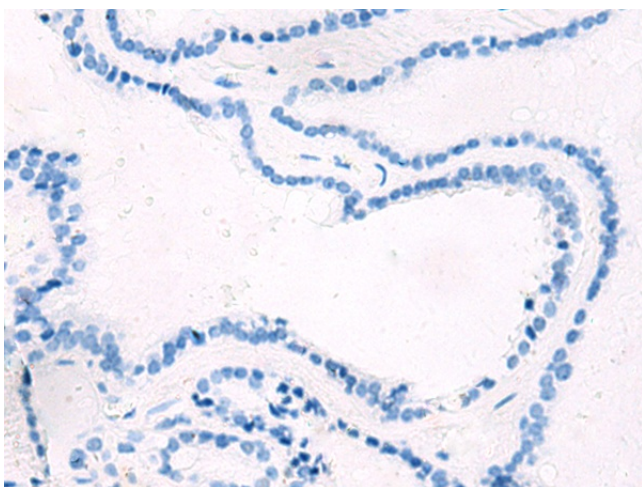
Immunohistochemistry of paraffin-embedded Human ovarian cancer tissue using TA370598 (RNF13 Antibody) at dilution 1/60 (Original magnification: $\times 200$)



Immunohistochemistry of paraffin-embedded Human ovarian cancer tissue using TA370598 (RNF13 Antibody) at dilution 1/60, treated with fusion protein. (Original magnification: $\times 200$)



Immunohistochemistry of paraffin-embedded Human thyroid cancer tissue using TA370598 (RNF13 Antibody) at dilution 1/60 (Original magnification: $\times 200$)



Immunohistochemistry of paraffin-embedded Human thyroid cancer tissue using TA370598 (RNF13 Antibody) at dilution 1/60, treated with fusion protein. (Original magnification: $\times 200$)