

## Product datasheet for **TA370590**

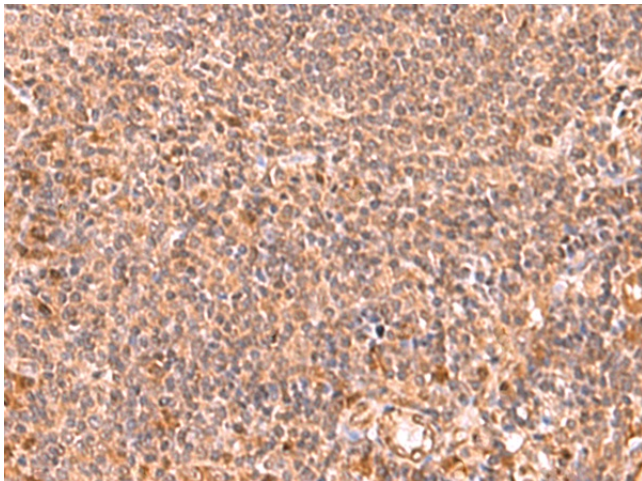
### **p40 (RABEPK) Rabbit Polyclonal Antibody**

#### **Product data:**

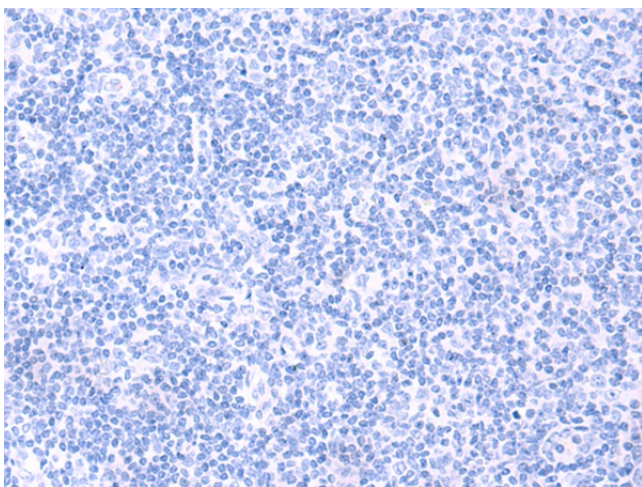
Product Type:	Primary Antibodies
Applications:	IHC
Recommended Dilution:	IHC: 50-300 Positive control: Human tonsil Predicted cell location: Cytoplasm
Reactivity:	Human
Host:	Rabbit
Isotype:	IgG
Clonality:	Polyclonal
Immunogen:	Fusion protein of human RABEPK
Formulation:	pH7.4 PBS, 0.05% NaN <sub>3</sub> , 40% Glycerol
Concentration:	lot specific
Purification:	Antigen affinity purification
Conjugation:	Unconjugated
Storage:	Store at -20°C.
Stability:	1 year
Gene Name:	Rab9 effector protein with kelch motifs
Database Link:	<a href="#">Entrez Gene 10244 Human Q7Z6M1</a>
Background:	Rab9 effector required for endosome to trans-Golgi network (TGN) transport.
Synonyms:	bA65N13.1; DKFZp686P1077; p40; RAB9P40



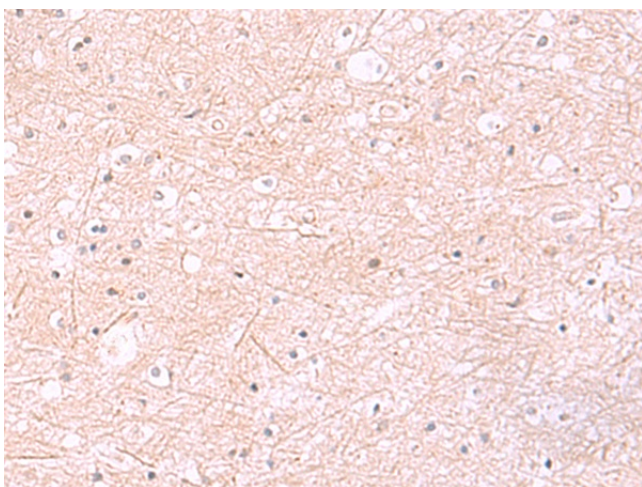
[View online »](#)

**Product images:**

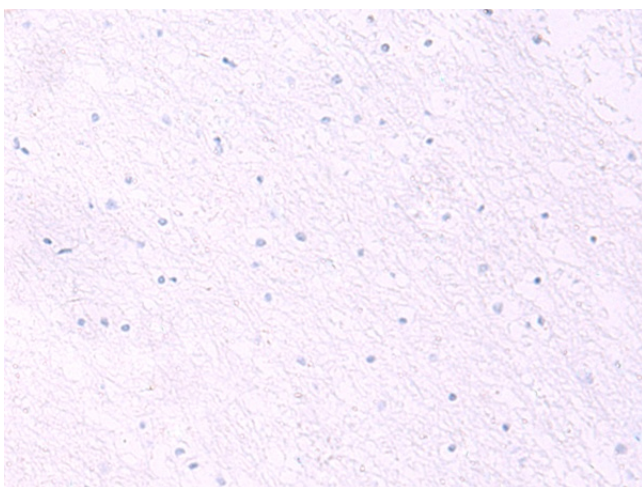
Immunohistochemistry of paraffin-embedded Human tonsil tissue using TA370590 (RABEPK Antibody) at dilution 1/85 (Original magnification: ×200)



Immunohistochemistry of paraffin-embedded Human tonsil tissue using TA370590 (RABEPK Antibody) at dilution 1/85, treated with fusion protein. (Original magnification: ×200)



Immunohistochemistry of paraffin-embedded Human brain tissue using TA370590 (RABEPK Antibody) at dilution 1/85 (Original magnification: ×200)



Immunohistochemistry of paraffin-embedded Human brain tissue using TA370590 (RABEPK Antibody) at dilution 1/85, treated with fusion protein. (Original magnification: ×200)