

Product datasheet for **TA370567**

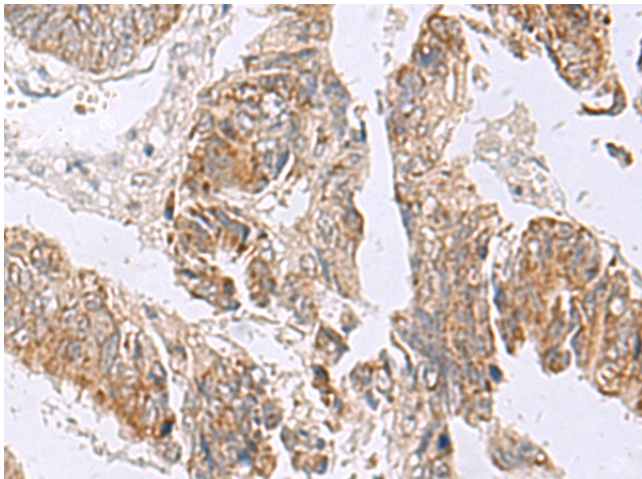
Rhotekin 2 (RTKN2) Rabbit Polyclonal Antibody

Product data:

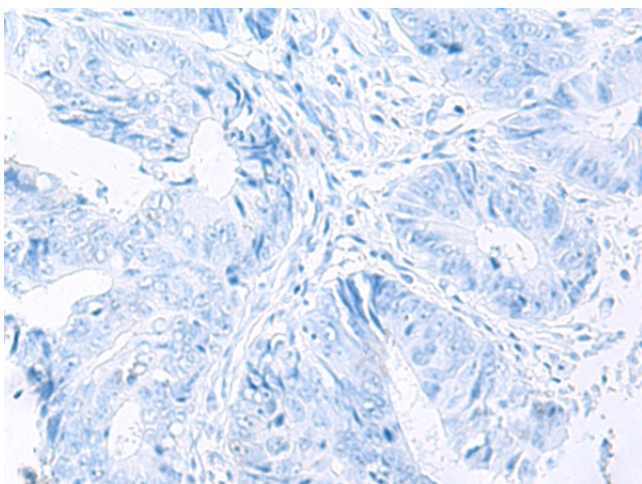
Product Type:	Primary Antibodies
Applications:	IHC
Recommended Dilution:	IHC: 50-300 Positive control: Human colorectal cancer Predicted cell location: Cytoplasm
Reactivity:	Human
Host:	Rabbit
Isotype:	IgG
Clonality:	Polyclonal
Immunogen:	Fusion protein of human RTKN2
Formulation:	pH7.4 PBS, 0.05% NaN ₃ , 40% Glycerol
Concentration:	lot specific
Purification:	Antigen affinity purification
Conjugation:	Unconjugated
Storage:	Store at -20°C.
Stability:	1 year
Gene Name:	rhotekin 2
Database Link:	Entrez Gene 219790 Human Q8IZC4
Background:	May play an important role in lymphopoiesis.
Synonyms:	bA531F24.1; DKFZp686j10120; Em:AC024597.2; FLJ39352; PLEKHK1



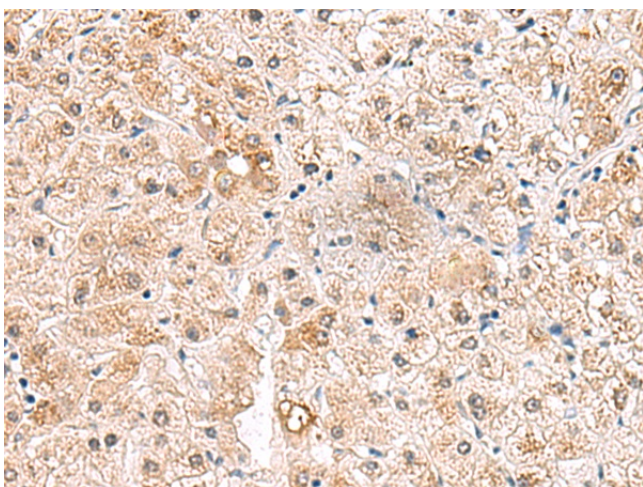
[View online »](#)

Product images:

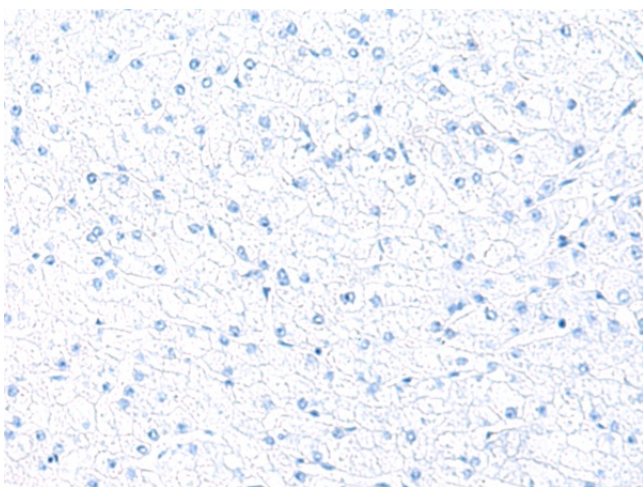
Immunohistochemistry of paraffin-embedded Human colorectal cancer tissue using TA370567 (RTKN2 Antibody) at dilution 1/75 (Original magnification: $\times 200$)



Immunohistochemistry of paraffin-embedded Human colorectal cancer tissue using TA370567 (RTKN2 Antibody) at dilution 1/75, treated with fusion protein. (Original magnification: $\times 200$)



Immunohistochemistry of paraffin-embedded Human liver cancer tissue using TA370567 (RTKN2 Antibody) at dilution 1/75 (Original magnification: ×200)



Immunohistochemistry of paraffin-embedded Human liver cancer tissue using TA370567 (RTKN2 Antibody) at dilution 1/75, treated with fusion protein. (Original magnification: ×200)