

Product datasheet for **TA370559S**

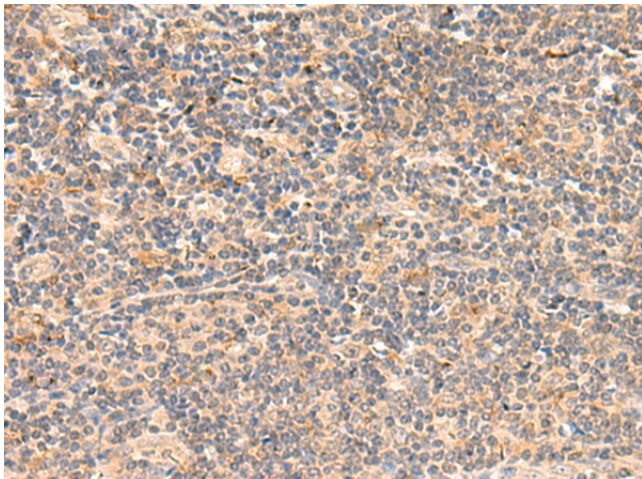
TEAD3 Rabbit Polyclonal Antibody

Product data:

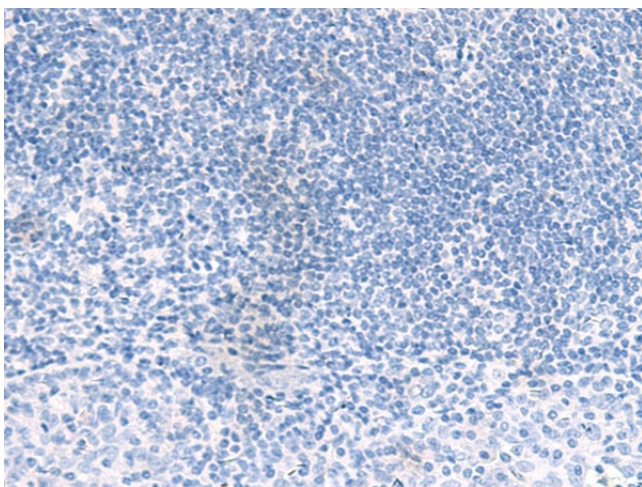
Product Type:	Primary Antibodies
Applications:	IHC
Recommended Dilution:	IHC: 50-300 Positive control: Human tonsil Predicted cell location: Cytoplasm or Nucleus
Reactivity:	Human, Mouse
Host:	Rabbit
Isotype:	IgG
Clonality:	Polyclonal
Immunogen:	Fusion protein of human TEAD3
Formulation:	pH7.4 PBS, 0.05% NaN ₃ , 40% Glycerol
Purification:	Antigen affinity purification
Conjugation:	Unconjugated
Storage:	Store at -20°C.
Stability:	1 year
Gene Name:	TEA domain transcription factor 3
Database Link:	Entrez Gene 7005 Human Q99594
Background:	This gene product is a member of the transcriptional enhancer factor (TEF) family of transcription factors, which contain the TEA/ATTS DNA-binding domain. It is predominantly expressed in the placenta and is involved in the transactivation of the chorionic somatomammotropin-B gene enhancer. Translation of this protein is initiated at a non-AUG (AUA) start codon.
Synonyms:	DTEF-1; ETFR-1; Tcf13r2; TEAD-3; TEF-5



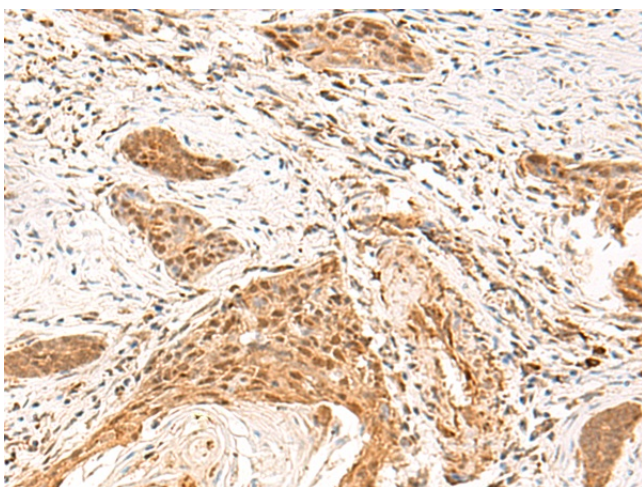
[View online »](#)

Product images:

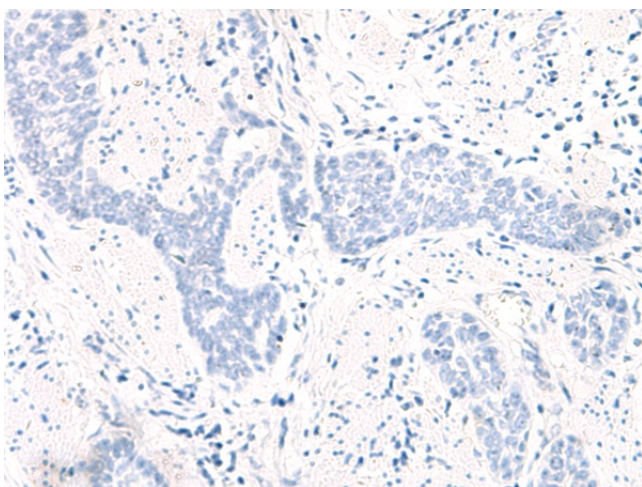
Immunohistochemistry of paraffin-embedded Human tonsil tissue using [TA370559] (TEAD3 Antibody) at dilution 1/50 (Original magnification: ×200)



Immunohistochemistry of paraffin-embedded Human tonsil tissue using [TA370559] (TEAD3 Antibody) at dilution 1/50, treated with fusion protein. (Original magnification: ×200)



Immunohistochemistry of paraffin-embedded Human esophagus cancer tissue using [TA370559] (TEAD3 Antibody) at dilution 1/50 (Original magnification: $\times 200$)



Immunohistochemistry of paraffin-embedded Human esophagus cancer tissue using [TA370559] (TEAD3 Antibody) at dilution 1/50, treated with fusion protein. (Original magnification: $\times 200$)