

Product datasheet for **TA370550**

NAPRT1 (NAPRT) Rabbit Polyclonal Antibody


Product data:

Product Type:	Primary Antibodies
Applications:	IHC
Recommended Dilution:	IHC: 50-300 Positive control: Human tonsil Predicted cell location: Cytoplasm
Reactivity:	Human
Host:	Rabbit
Isotype:	IgG
Clonality:	Polyclonal
Immunogen:	Fusion protein of human NAPRT
Formulation:	pH7.4 PBS, 0.05% NaN ₃ , 40% Glycerol
Concentration:	lot specific
Purification:	Antigen affinity purification
Conjugation:	Unconjugated
Storage:	Store at -20°C.
Stability:	1 year
Gene Name:	nicotinate phosphoribosyltransferase
Database Link:	Entrez Gene 93100 Human Q6XQN6
Background:	Nicotinic acid (NA; niacin) is converted by nicotinic acid phosphoribosyltransferase (NAPRT; EC 2.4.2.11) to NA mononucleotide (NaMN), which is then converted to NA adenine dinucleotide (NaAD), and finally to nicotinamide adenine dinucleotide (NAD), which serves as a coenzyme in cellular redox reactions and is an essential component of a variety of processes in cellular metabolism including response to stress (Hara et al., 2007).

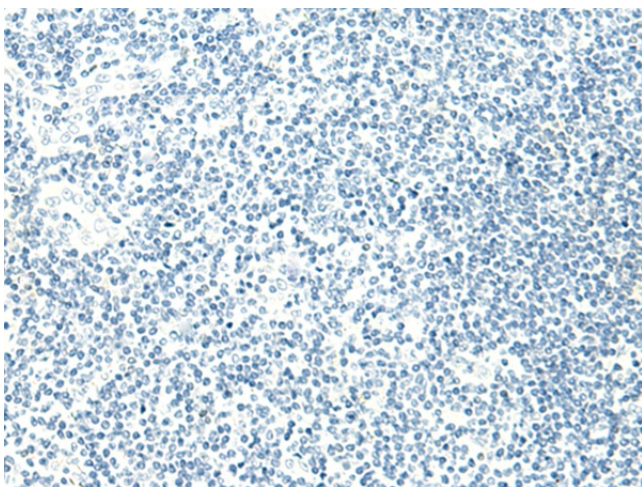


[View online »](#)

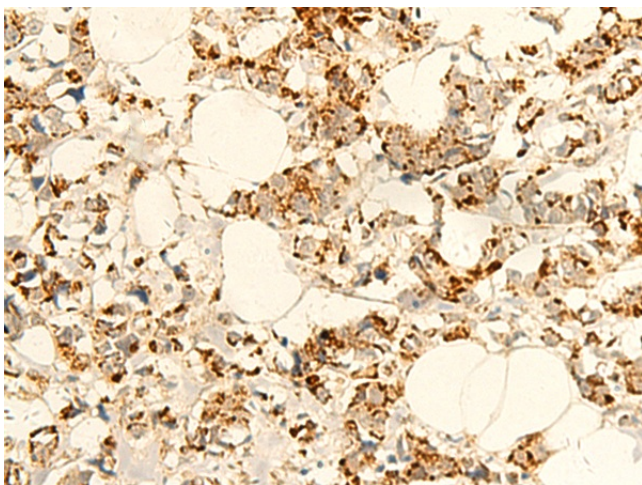
Product images:



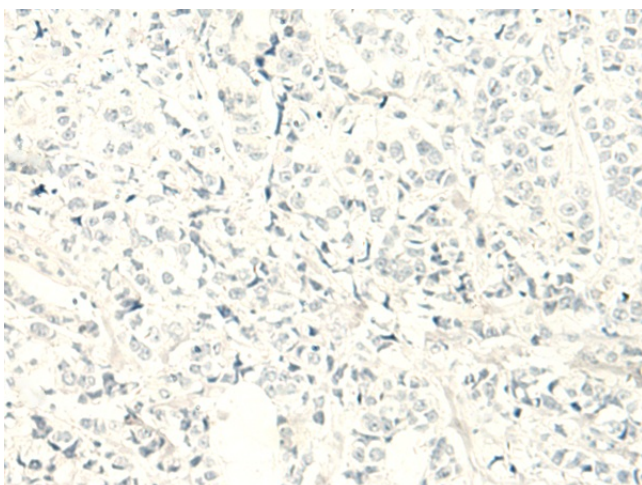
Immunohistochemistry of paraffin-embedded Human tonsil tissue using TA370550 (NAPRT Antibody) at dilution 1/50 (Original magnification: ×200)



Immunohistochemistry of paraffin-embedded Human tonsil tissue using TA370550 (NAPRT Antibody) at dilution 1/50, treated with fusion protein. (Original magnification: ×200)



Immunohistochemistry of paraffin-embedded Human breast cancer tissue using TA370550 (NAPRT Antibody) at dilution 1/50 (Original magnification: ×200)



Immunohistochemistry of paraffin-embedded Human breast cancer tissue using TA370550 (NAPRT Antibody) at dilution 1/50, treated with fusion protein. (Original magnification: ×200)