

Product datasheet for **TA370546S**

KIAA0513 Rabbit Polyclonal Antibody

Product data:

Product Type:	Primary Antibodies
Applications:	IHC
Recommended Dilution:	IHC: 50-300 Positive control: Human tonsil Predicted cell location: Cytoplasm
Reactivity:	Human, Mouse
Host:	Rabbit
Isotype:	IgG
Clonality:	Polyclonal
Immunogen:	Fusion protein of human KIAA0513
Formulation:	pH7.4 PBS, 0.05% NaN ₃ , 40% Glycerol
Purification:	Antigen affinity purification
Conjugation:	Unconjugated
Storage:	Store at -20°C.
Stability:	1 year
Gene Name:	KIAA0513
Database Link:	Entrez Gene 9764 Human O60268
Background:	The function of this protein remains unknown.
Synonyms:	KIAA0513

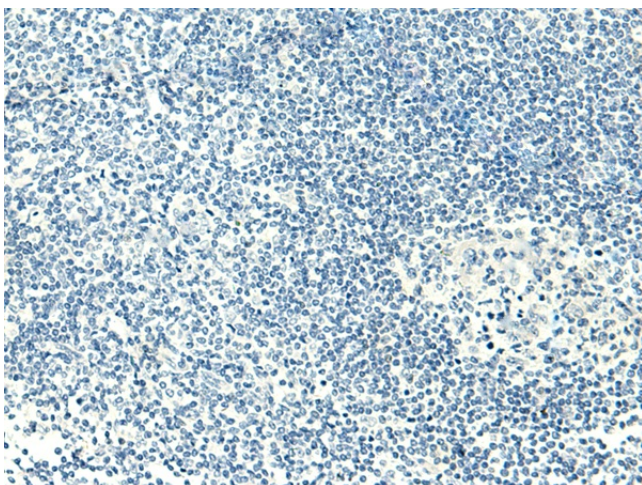


[View online »](#)

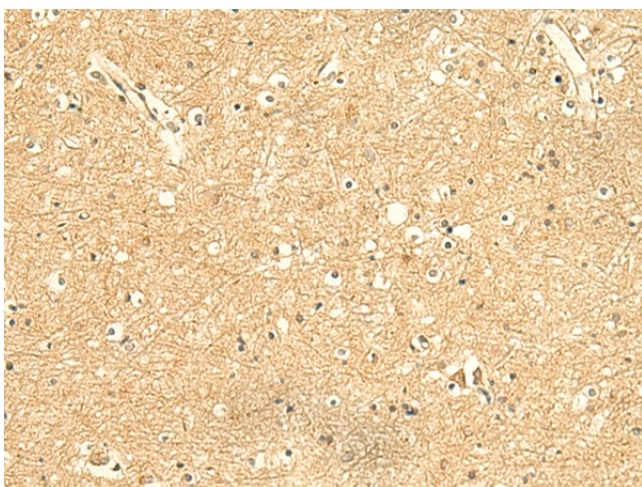
Product images:



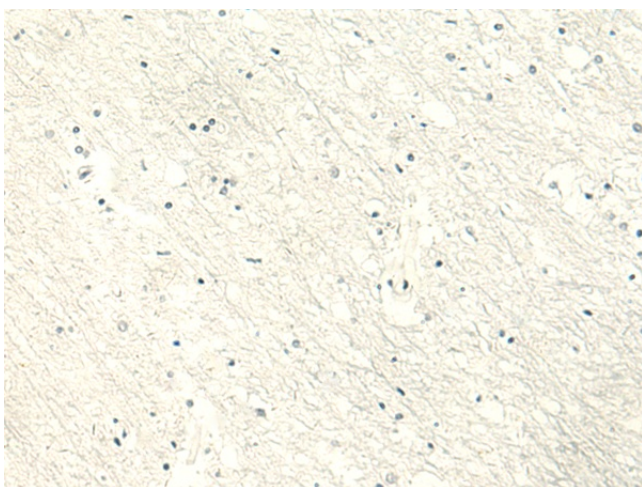
Immunohistochemistry of paraffin-embedded Human tonsil tissue using [TA370546] (KIAA0513 Antibody) at dilution 1/50 (Original magnification: ×200)



Immunohistochemistry of paraffin-embedded Human tonsil tissue using [TA370546] (KIAA0513 Antibody) at dilution 1/50, treated with fusion protein. (Original magnification: ×200)



Immunohistochemistry of paraffin-embedded Human brain tissue using [TA370546] (KIAA0513 Antibody) at dilution 1/50 (Original magnification: ×200)



Immunohistochemistry of paraffin-embedded Human brain tissue using [TA370546] (KIAA0513 Antibody) at dilution 1/50, treated with fusion protein. (Original magnification: ×200)