

Product datasheet for **TA370492**

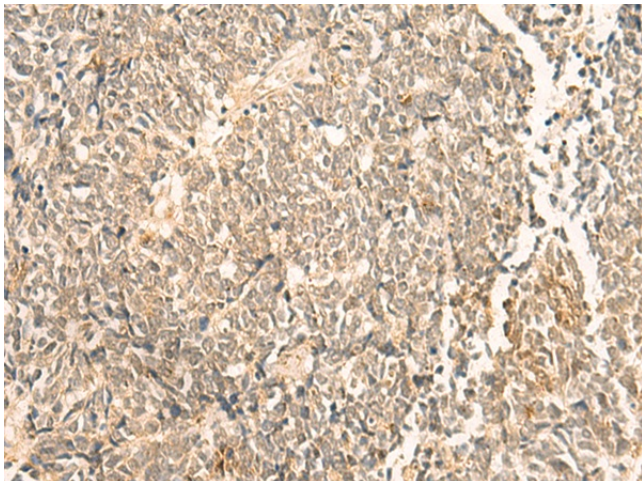
NIP7 Rabbit Polyclonal Antibody

Product data:

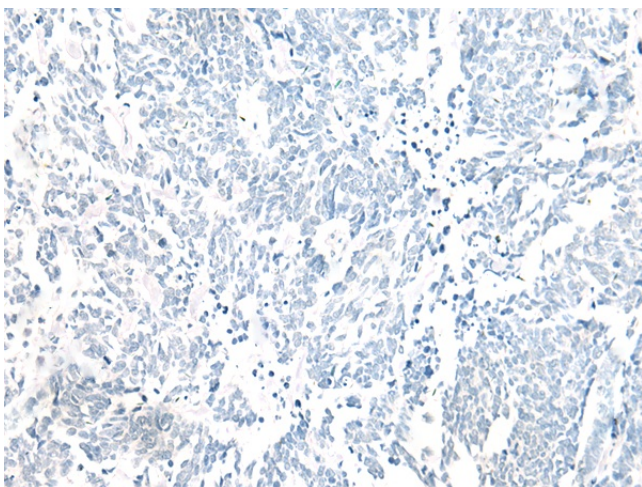
Product Type:	Primary Antibodies
Applications:	IHC
Recommended Dilution:	IHC: 30-150 Positive control: Human lung cancer Predicted cell location: Nucleus
Reactivity:	Human, Mouse, Rat
Host:	Rabbit
Isotype:	IgG
Clonality:	Polyclonal
Immunogen:	Fusion protein of human NIP7
Formulation:	pH7.4 PBS, 0.05% NaN ₃ , 40% Glycerol
Concentration:	lot specific
Purification:	Antigen affinity purification
Conjugation:	Unconjugated
Storage:	Store at -20°C.
Stability:	1 year
Gene Name:	NIP7, nucleolar pre-rRNA processing protein
Database Link:	Entrez Gene 51388 Human Q9Y221
Background:	Required for proper 34S pre-rRNA processing and 60S ribosome subunit assembly.
Synonyms:	CGI-37; FLJ10296; HSPC031; KD93



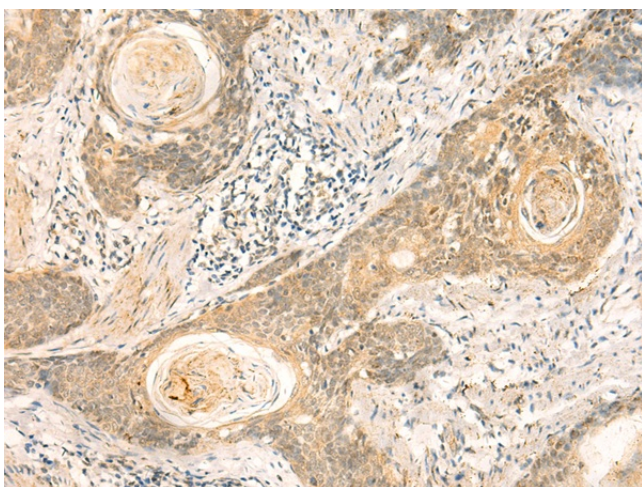
[View online »](#)

Product images:

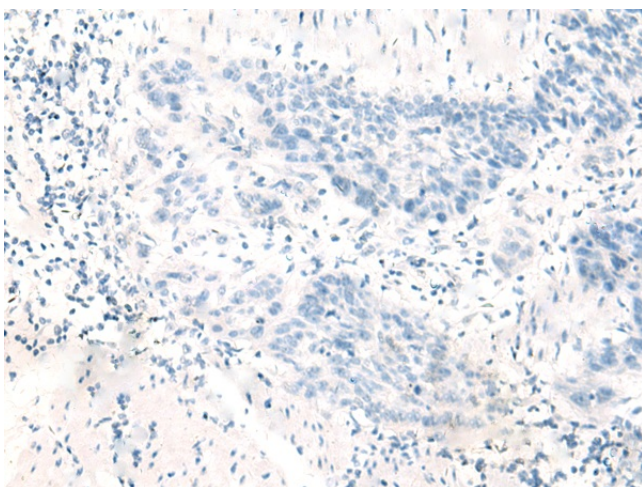
Immunohistochemistry of paraffin-embedded Human lung cancer tissue using TA370492 (NIP7 Antibody) at dilution 1/50 (Original magnification: ×200)



Immunohistochemistry of paraffin-embedded Human lung cancer tissue using TA370492 (NIP7 Antibody) at dilution 1/50, treated with fusion protein. (Original magnification: ×200)



Immunohistochemistry of paraffin-embedded Human esophagus cancer tissue using TA370492 (NIP7 Antibody) at dilution 1/50 (Original magnification: ×200)



Immunohistochemistry of paraffin-embedded Human esophagus cancer tissue using TA370492 (NIP7 Antibody) at dilution 1/50, treated with fusion protein. (Original magnification: ×200)