

Product datasheet for **TA370462S**

PNRC2 Rabbit Polyclonal Antibody

Product data:

Product Type:	Primary Antibodies
Applications:	IHC
Recommended Dilution:	IHC: 30-150 Positive control: Human esophagus cancer Predicted cell location: Cytoplasm and Nucleus
Reactivity:	Human, Mouse, Rat
Host:	Rabbit
Isotype:	IgG
Clonality:	Polyclonal
Immunogen:	Fusion protein of human PNRC2
Formulation:	pH7.4 PBS, 0.05% NaN ₃ , 40% Glycerol
Purification:	Antigen affinity purification
Conjugation:	Unconjugated
Storage:	Store at -20°C.
Stability:	1 year
Gene Name:	proline rich nuclear receptor coactivator 2
Database Link:	Entrez Gene 55629 Human Q9NPJ4

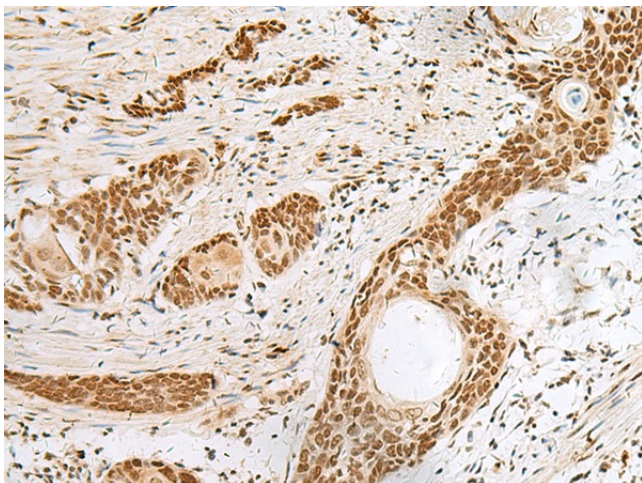
Background: Involved in nonsense-mediated mRNA decay (NMD) by acting as a bridge between the mRNA decapping complex and the NMD machinery (PubMed:19150429). May act by targeting the NMD machinery to the P-body and recruiting the decapping machinery to aberrant mRNAs (PubMed:19150429). Required for UPF1/RENT1 localization to the P-body (PubMed:19150429). Plays a role in glucocorticoid receptor-mediated mRNA degradation by interacting with the glucocorticoid receptor NR3C1 in a ligand-dependent manner when it is bound to the 5' UTR of target mRNAs and recruiting the RNA helicase UPF1 and the mRNA-decapping enzyme DCP1A, leading to RNA decay (PubMed:25775514). Also acts as a nuclear receptor coactivator (PubMed:11574675). May play a role in controlling the energy balance between energy storage and energy expenditure (By similarity).



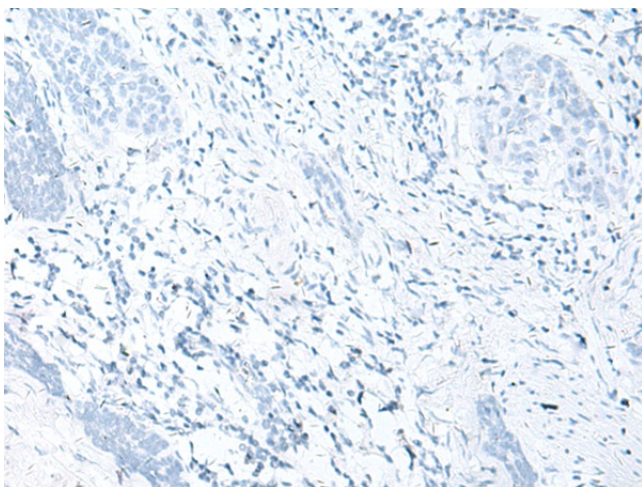
[View online »](#)

Synonyms: FLJ20312; MGC99541; OTTHUMP00000015771

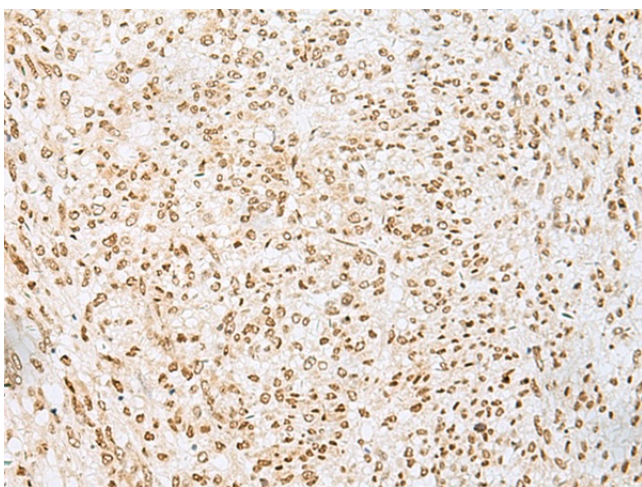
Product images:



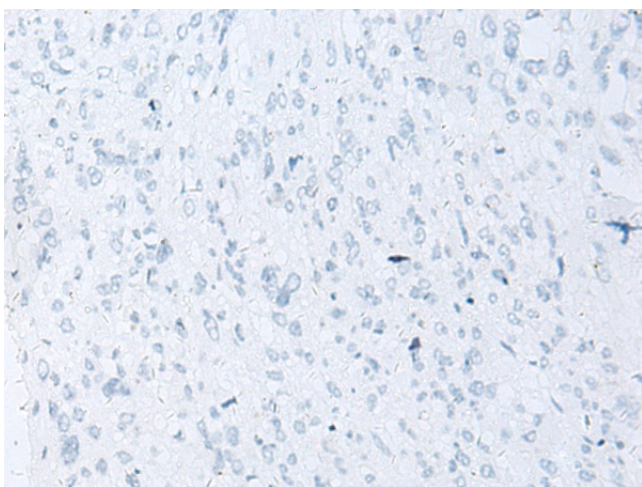
Immunohistochemistry of paraffin-embedded Human esophagus cancer tissue using [TA370462] (PNRC2 Antibody) at dilution 1/30 (Original magnification: $\times 200$)



Immunohistochemistry of paraffin-embedded Human esophagus cancer tissue using [TA370462] (PNRC2 Antibody) at dilution 1/30, treated with fusion protein. (Original magnification: $\times 200$)



Immunohistochemistry of paraffin-embedded Human liver cancer tissue using [TA370462] (PNRC2 Antibody) at dilution 1/30 (Original magnification: ×200)



Immunohistochemistry of paraffin-embedded Human liver cancer tissue using [TA370462] (PNRC2 Antibody) at dilution 1/30, treated with fusion protein. (Original magnification: ×200)