

## Product datasheet for **TA370262**

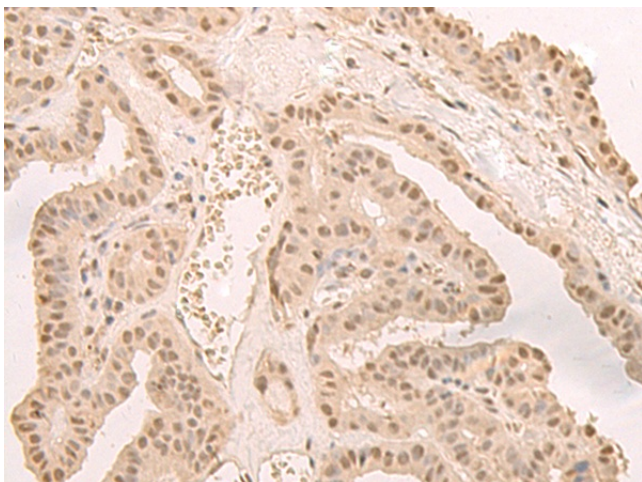
### CNOT10 Rabbit Polyclonal Antibody

#### Product data:

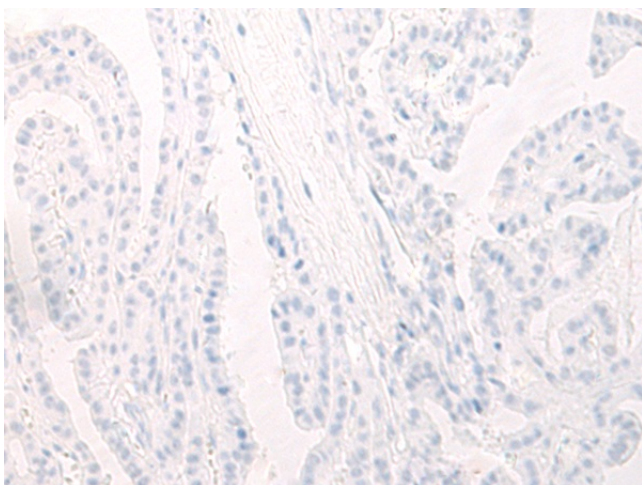
Product Type:	Primary Antibodies
Applications:	IHC
Recommended Dilution:	IHC: 50-300 Positive control: Human thyroid cancer Predicted cell location: Cytoplasm and Nucleus
Reactivity:	Human, Mouse, Rat
Host:	Rabbit
Isotype:	IgG
Clonality:	Polyclonal
Immunogen:	Fusion protein of human CNOT10
Formulation:	pH7.4 PBS, 0.05% NaN <sub>3</sub> , 40% Glycerol
Concentration:	lot specific
Purification:	Antigen affinity purification
Conjugation:	Unconjugated
Storage:	Store at -20°C.
Stability:	1 year
Gene Name:	CCR4-NOT transcription complex subunit 10
Database Link:	<a href="#">Entrez Gene 25904 Human Q9H9A5</a>
Background:	Component of the CCR4-NOT complex which is one of the major cellular mRNA deadenylases and is linked to various cellular processes including bulk mRNA degradation, miRNA-mediated repression, translational repression during translational initiation and general transcription regulation. Additional complex functions may be a consequence of its influence on mRNA expression. Is not required for association of CNOT7 to the CCR4-NOT complex.
Synonyms:	DKFZp434K115; FLJ12890; FLJ13165



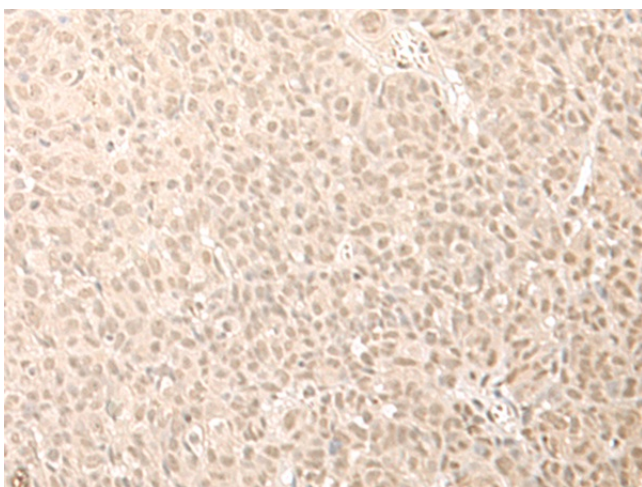
[View online »](#)

**Product images:**

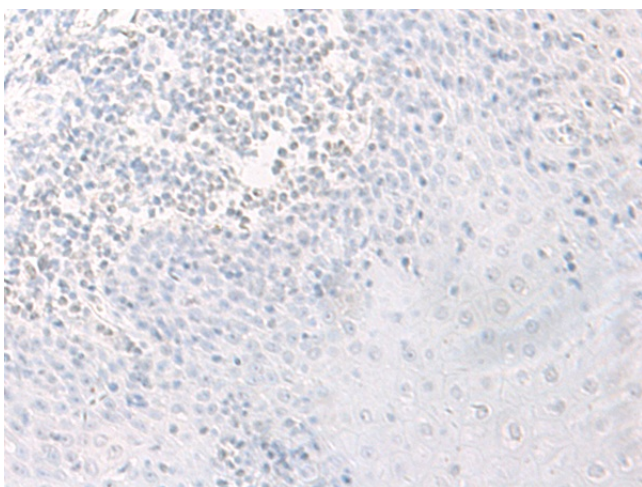
Immunohistochemistry of paraffin-embedded Human thyroid cancer tissue using TA370262 (CNOT10 Antibody) at dilution 1/50 (Original magnification:  $\times 200$ )



Immunohistochemistry of paraffin-embedded Human thyroid cancer tissue using TA370262 (CNOT10 Antibody) at dilution 1/50, treated with fusion protein. (Original magnification:  $\times 200$ )



Immunohistochemistry of paraffin-embedded Human esophagus cancer tissue using TA370262 (CNOT10 Antibody) at dilution 1/50 (Original magnification: ×200)



Immunohistochemistry of paraffin-embedded Human esophagus cancer tissue using TA370262 (CNOT10 Antibody) at dilution 1/50, treated with fusion protein. (Original magnification: ×200)