

## Product datasheet for **TA370217S**

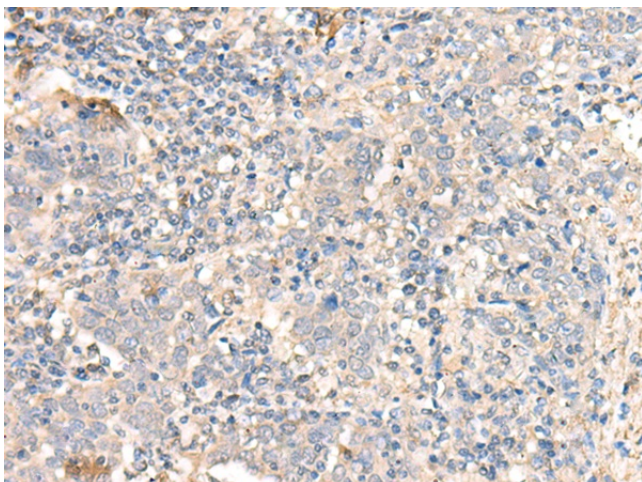
### PARS2 Rabbit Polyclonal Antibody

#### Product data:

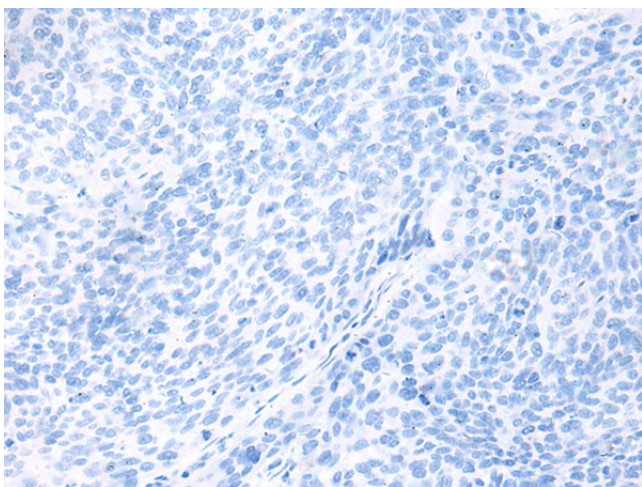
Product Type:	Primary Antibodies
Applications:	IHC
Recommended Dilution:	IHC: 30-150 Positive control: Human cervical cancer Predicted cell location: Cytoplasm
Reactivity:	Human, Mouse, Rat
Host:	Rabbit
Isotype:	IgG
Clonality:	Polyclonal
Immunogen:	Fusion protein of human PARS2
Formulation:	pH7.4 PBS, 0.05% NaN <sub>3</sub> , 40% Glycerol
Purification:	Antigen affinity purification
Conjugation:	Unconjugated
Storage:	Store at -20°C.
Stability:	1 year
Gene Name:	prolyl-tRNA synthetase 2, mitochondrial (putative)
Database Link:	<a href="#">Entrez Gene 25973 Human Q7L3T8</a>
Background:	This gene encodes a putative member of the class II family of aminoacyl-tRNA synthetases. These enzymes play a critical role in protein biosynthesis by charging tRNAs with their cognate amino acids. This protein is encoded by the nuclear genome but is likely to be imported to the mitochondrion where it is thought to catalyze the ligation of proline to tRNA molecules. Mutations have been found in this gene in some patients with Alpers syndrome.
Synonyms:	DKFZp727A071; MGC14416; MGC19467; MT-PRORS; ProRS



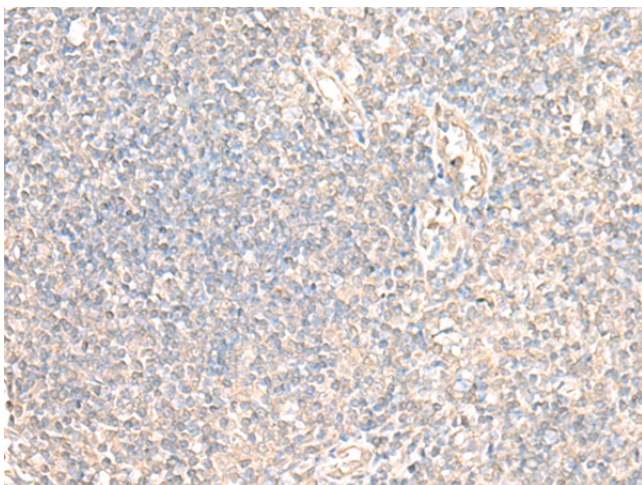
[View online »](#)

**Product images:**

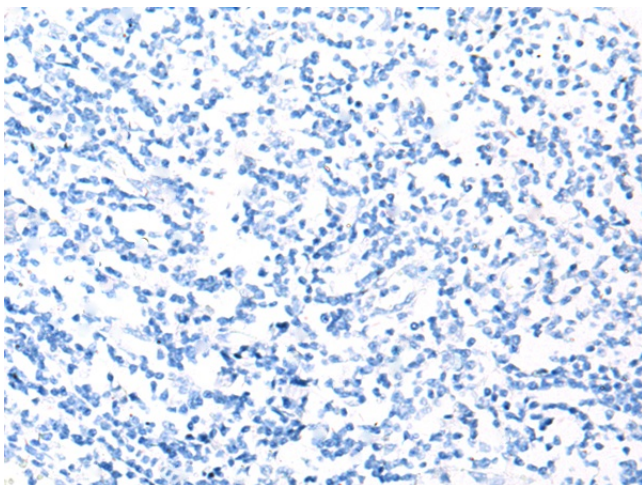
Immunohistochemistry of paraffin-embedded Human cervical cancer tissue using [TA370217] (PARS2 Antibody) at dilution 1/30 (Original magnification: ×200)



Immunohistochemistry of paraffin-embedded Human cervical cancer tissue using [TA370217] (PARS2 Antibody) at dilution 1/30, treated with fusion protein. (Original magnification: ×200)



Immunohistochemistry of paraffin-embedded Human tonsil tissue using [TA370217] (PARS2 Antibody) at dilution 1/30 (Original magnification: ×200)



Immunohistochemistry of paraffin-embedded Human tonsil tissue using [TA370217] (PARS2 Antibody) at dilution 1/30, treated with fusion protein. (Original magnification: ×200)