

## Product datasheet for **TA370191S**

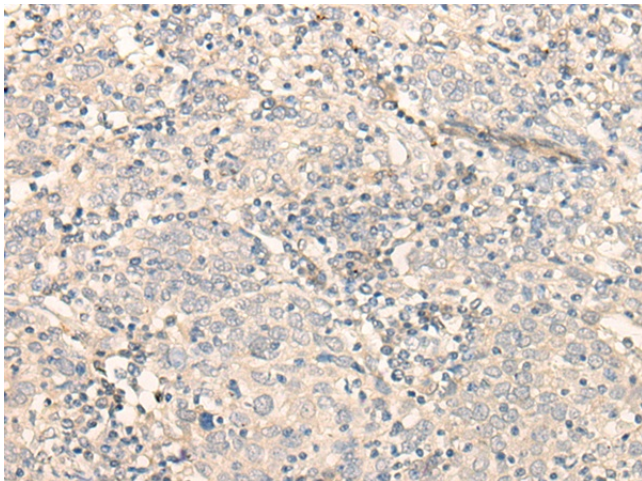
### FADS3 Rabbit Polyclonal Antibody

#### Product data:

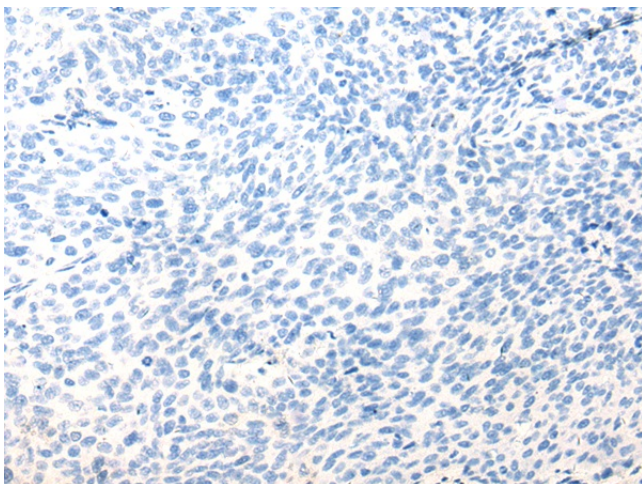
Product Type:	Primary Antibodies
Applications:	IHC
Recommended Dilution:	IHC: 25-100 Positive control: Human cervical cancer Predicted cell location: Cytoplasm and Cell membrane
Reactivity:	Human, Mouse, Rat
Host:	Rabbit
Isotype:	IgG
Clonality:	Polyclonal
Immunogen:	Fusion protein of human FADS3
Formulation:	pH7.4 PBS, 0.05% NaN <sub>3</sub> , 40% Glycerol
Purification:	Antigen affinity purification
Conjugation:	Unconjugated
Storage:	Store at -20°C.
Stability:	1 year
Gene Name:	fatty acid desaturase 3
Database Link:	<a href="#">Entrez Gene 3995 Human Q9Y5Q0</a>
Background:	The protein encoded by this gene is a member of the fatty acid desaturase (FADS) gene family. Desaturase enzymes regulate unsaturation of fatty acids through the introduction of double bonds between defined carbons of the fatty acyl chain. FADS family members are considered fusion products composed of an N-terminal cytochrome b5-like domain and a C-terminal multiple membrane-spanning desaturase portion, both of which are characterized by conserved histidine motifs. This gene is clustered with family members FADS1 and FADS2 at 11q12-q13.1; this cluster is thought to have arisen evolutionarily from gene duplication based on its similar exon/intron organization.
Synonyms:	CYB5RP; delta-9-desaturase; LLCDL3



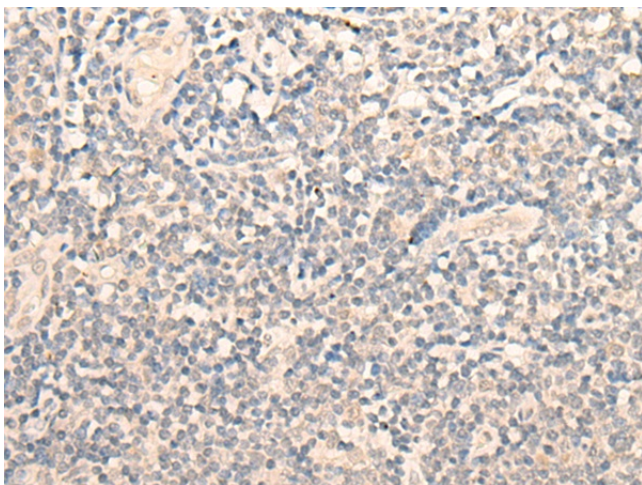
[View online »](#)

**Product images:**

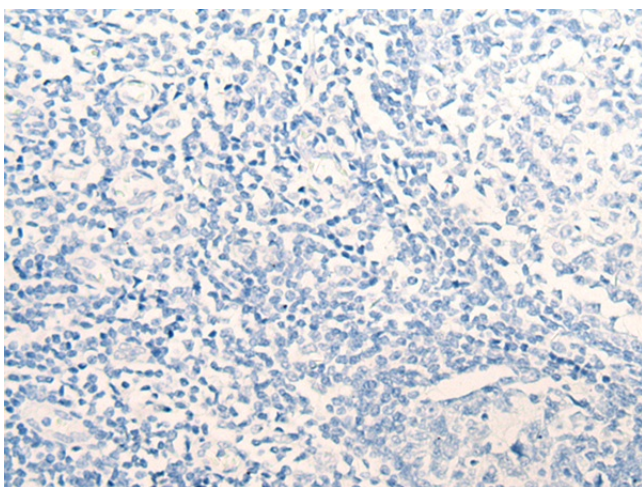
Immunohistochemistry of paraffin-embedded Human cervical cancer tissue using [TA370191] (FADS3 Antibody) at dilution 1/20 (Original magnification: ×200)



Immunohistochemistry of paraffin-embedded Human cervical cancer tissue using [TA370191] (FADS3 Antibody) at dilution 1/20, treated with fusion protein. (Original magnification: ×200)



Immunohistochemistry of paraffin-embedded Human tonsil tissue using [TA370191] (FADS3 Antibody) at dilution 1/20 (Original magnification: ×200)



Immunohistochemistry of paraffin-embedded Human tonsil tissue using [TA370191] (FADS3 Antibody) at dilution 1/20, treated with fusion protein. (Original magnification: ×200)