

Product datasheet for **TA370155S**

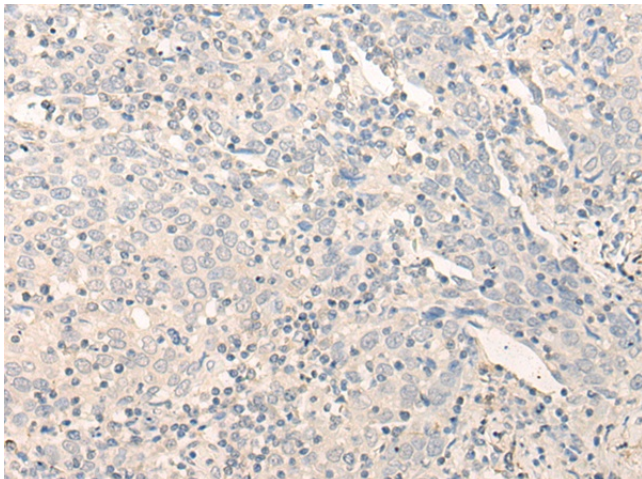
RADIL Rabbit Polyclonal Antibody

Product data:

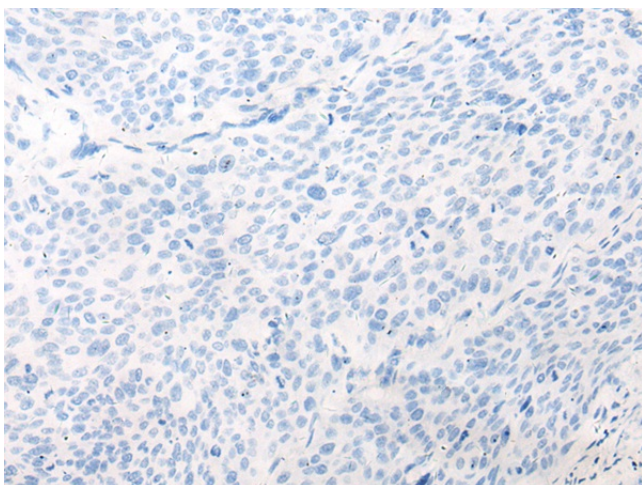
Product Type:	Primary Antibodies
Applications:	IHC
Recommended Dilution:	IHC: 40-200 Positive control: Human cervical cancer Predicted cell location: Cytoplasm
Reactivity:	Human
Host:	Rabbit
Isotype:	IgG
Clonality:	Polyclonal
Immunogen:	Fusion protein of human RADIL
Formulation:	pH7.4 PBS, 0.05% NaN ₃ , 40% Glycerol
Purification:	Antigen affinity purification
Conjugation:	Unconjugated
Storage:	Store at -20°C.
Stability:	1 year
Gene Name:	Rap associating with DIL domain
Database Link:	Entrez Gene 55698 Human Q96JH8
Background:	Downstream effector of Rap required for cell adhesion and migration of neural crest precursors during development.
Synonyms:	FLJ10324; FLJ60975; KIAA1849; MGC161589



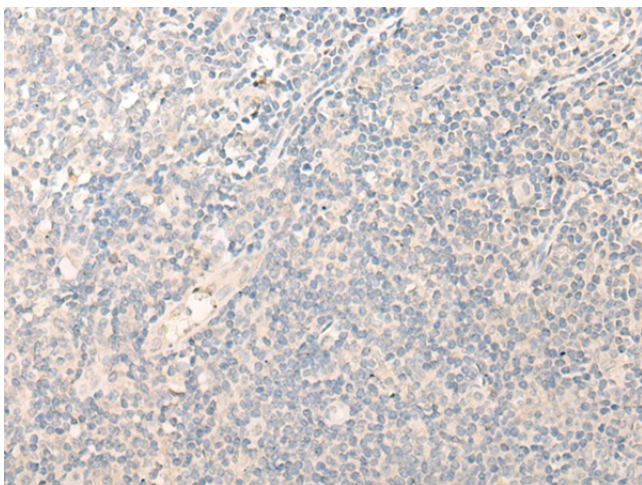
[View online »](#)

Product images:

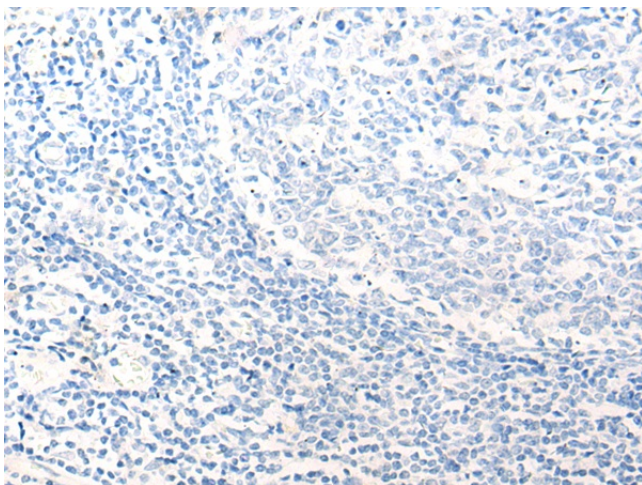
Immunohistochemistry of paraffin-embedded Human cervical cancer tissue using [TA370155] (RADIL Antibody) at dilution 1/40 (Original magnification: ×200)



Immunohistochemistry of paraffin-embedded Human cervical cancer tissue using [TA370155] (RADIL Antibody) at dilution 1/40, treated with fusion protein. (Original magnification: ×200)



Immunohistochemistry of paraffin-embedded Human tonsil tissue using [TA370155] (RADIL Antibody) at dilution 1/40 (Original magnification: ×200)



Immunohistochemistry of paraffin-embedded Human tonsil tissue using [TA370155] (RADIL Antibody) at dilution 1/40, treated with fusion protein. (Original magnification: ×200)