

Product datasheet for **TA370101**

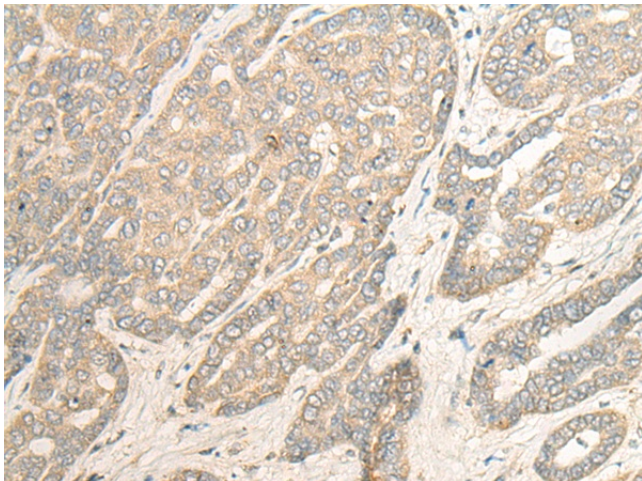
STK22C (TSSK3) Rabbit Polyclonal Antibody

Product data:

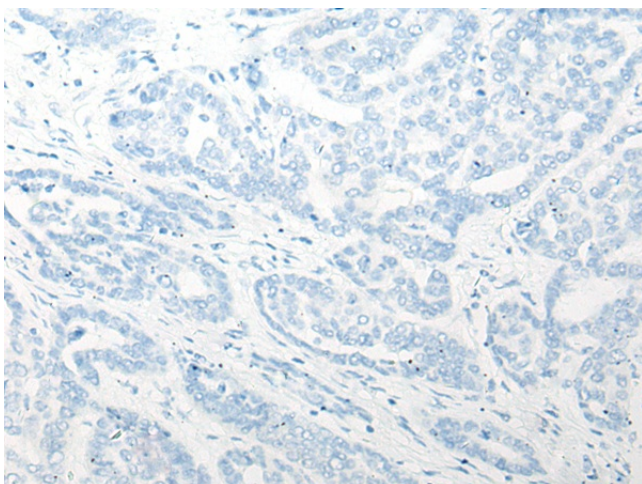
Product Type:	Primary Antibodies
Applications:	IHC
Recommended Dilution:	IHC: 25-100 Positive control: Human liver cancer Predicted cell location: Cytoplasm or Nucleus
Reactivity:	Human, Mouse
Host:	Rabbit
Isotype:	IgG
Clonality:	Polyclonal
Immunogen:	Full length fusion protein
Formulation:	pH7.4 PBS, 0.05% NaN ₃ , 40% Glycerol
Concentration:	lot specific
Purification:	Antigen affinity purification
Conjugation:	Unconjugated
Storage:	Store at -20°C.
Stability:	1 year
Gene Name:	testis specific serine kinase 3
Database Link:	Entrez Gene 81629 Human Q96PN8
Background:	This gene encodes a kinase expressed exclusively in the testis that is thought to play a role in either germ cell differentiation or mature sperm function.
Synonyms:	SPOGA3; STK22C; STK22D; TSK-3; TSK3; TSSK-3



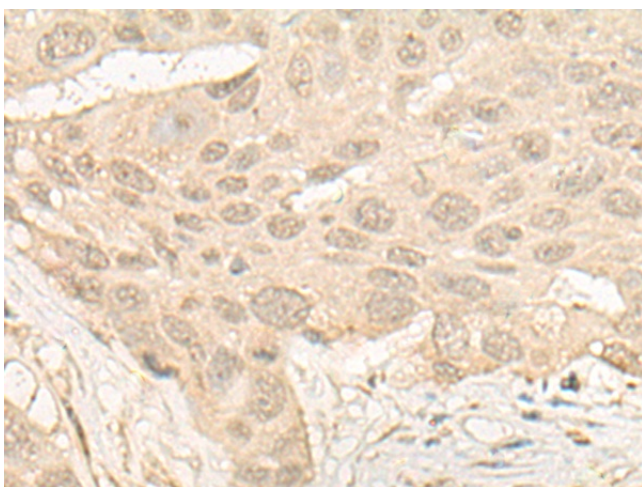
[View online »](#)

Product images:

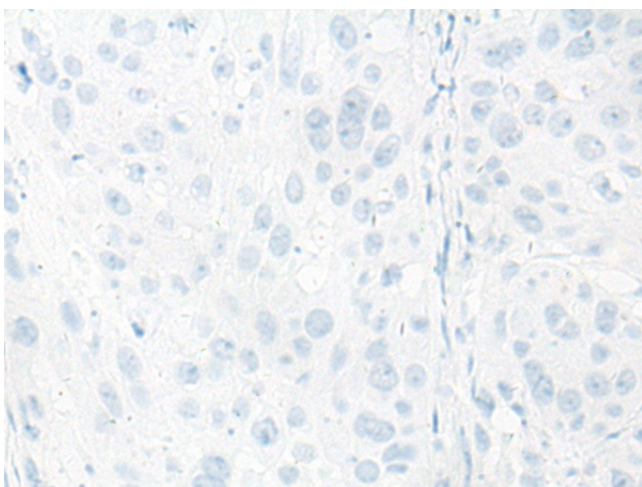
Immunohistochemistry of paraffin-embedded Human liver cancer tissue using TA370101 (TSSK3 Antibody) at dilution 1/25 (Original magnification: ×200)



Immunohistochemistry of paraffin-embedded Human liver cancer tissue using TA370101 (TSSK3 Antibody) at dilution 1/25, treated with fusion protein. (Original magnification: ×200)



Immunohistochemistry of paraffin-embedded Human esophagus cancer tissue using TA370101 (TSSK3 Antibody) at dilution 1/25 (Original magnification: $\times 200$)



Immunohistochemistry of paraffin-embedded Human esophagus cancer tissue using TA370101 (TSSK3 Antibody) at dilution 1/25, treated with fusion protein. (Original magnification: $\times 200$)