

Product datasheet for **TA370062S**

DAZ1 Rabbit Polyclonal Antibody

Product data:

Product Type:	Primary Antibodies
Applications:	IHC
Recommended Dilution:	IHC: 50-300 Positive control: Human cervical cancer Predicted cell location: Cytoplasm and Nucleus
Reactivity:	Human
Host:	Rabbit
Isotype:	IgG
Clonality:	Polyclonal
Immunogen:	Fusion protein of human DAZ1
Formulation:	pH7.4 PBS, 0.05% NaN ₃ , 40% Glycerol
Purification:	Antigen affinity purification
Conjugation:	Unconjugated
Storage:	Store at -20°C.
Stability:	1 year
Gene Name:	deleted in azoospermia 1
Database Link:	Entrez Gene 1617 Human Q9NQZ3



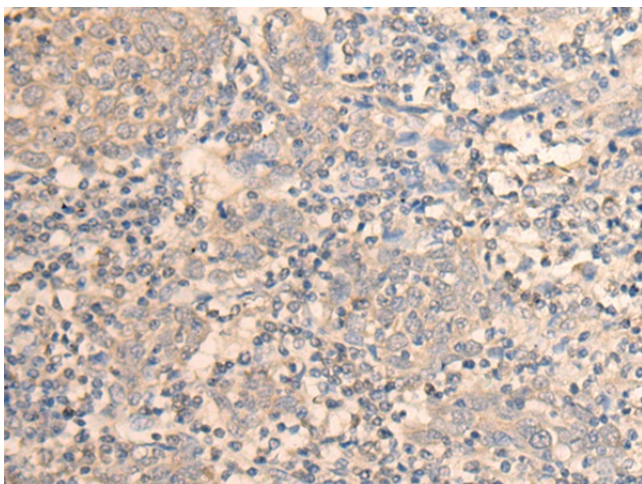
[View online »](#)

Background:

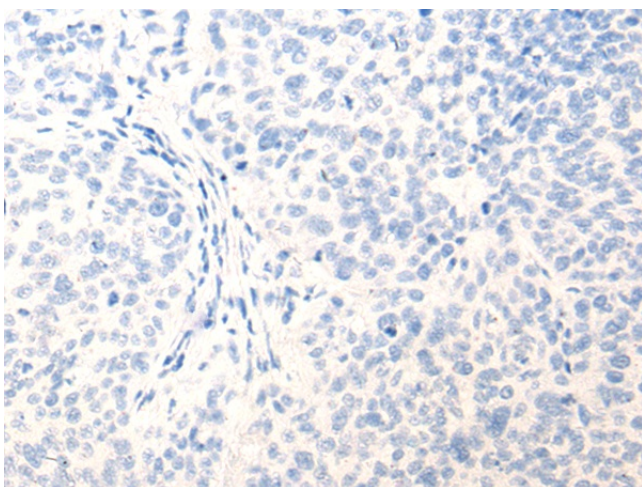
This gene is a member of the DAZ gene family and is a candidate for the human Y-chromosomal azoospermia factor (AZF). Its expression is restricted to premeiotic germ cells, particularly in spermatogonia. It encodes an RNA-binding protein that is important for spermatogenesis. Four copies of this gene are found on chromosome Y within palindromic duplications; one pair of genes is part of the P2 palindrome and the second pair is part of the P1 palindrome. Each gene contains a 2.4 kb repeat including a 72-bp exon, called the DAZ repeat; the number of DAZ repeats is variable and there are several variations in the sequence of the DAZ repeat. Each copy of the gene also contains a 10.8 kb region that may be amplified; this region includes five exons that encode an RNA recognition motif (RRM) domain. This gene contains three copies of the 10.8 kb repeat. However, no transcripts containing three copies of the RRM domain have been described; thus the RefSeq for this gene contains only two RRM domains.

Synonyms:

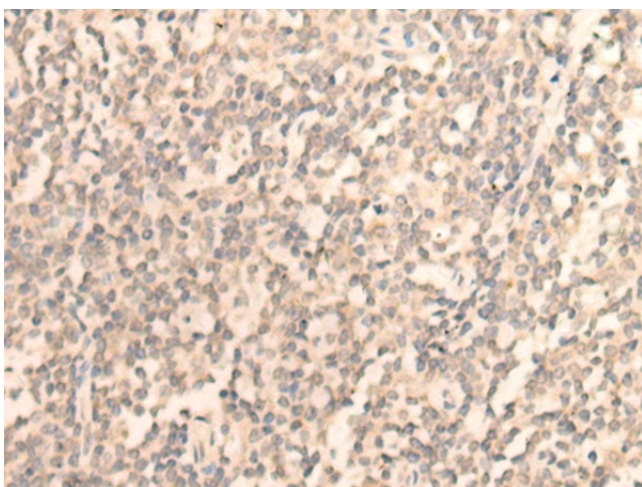
DAZ; FLJ17175; OTTHUMP00000040904; SPGY

Product images:


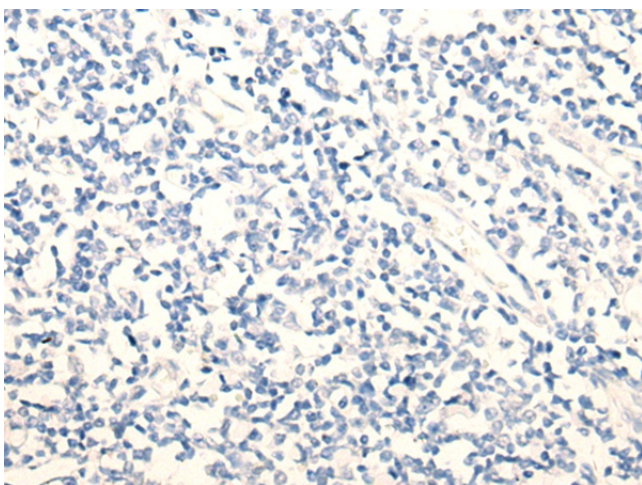
Immunohistochemistry of paraffin-embedded Human cervical cancer tissue using [TA370062] (DAZ1 Antibody) at dilution 1/55 (Original magnification: ×200)



Immunohistochemistry of paraffin-embedded Human cervical cancer tissue using [TA370062] (DAZ1 Antibody) at dilution 1/55, treated with fusion protein. (Original magnification: ×200)



Immunohistochemistry of paraffin-embedded Human tonsil tissue using [TA370062] (DAZ1 Antibody) at dilution 1/55 (Original magnification: ×200)



Immunohistochemistry of paraffin-embedded Human tonsil tissue using [TA370062] (DAZ1 Antibody) at dilution 1/55, treated with fusion protein. (Original magnification: ×200)