

Product datasheet for **TA370013S**

Constitutive androstane receptor (NR1I3) Rabbit Polyclonal Antibody

Product data:

Product Type:	Primary Antibodies
Applications:	IHC
Recommended Dilution:	IHC: 25-100 Positive control: Human ovarian cancer Predicted cell location: Cytoplasm and Nucleus
Reactivity:	Human
Host:	Rabbit
Isotype:	IgG
Clonality:	Polyclonal
Immunogen:	Fusion protein of human NR1I3
Formulation:	pH7.4 PBS, 0.05% NaN ₃ , 40% Glycerol
Purification:	Antigen affinity purification
Conjugation:	Unconjugated
Storage:	Store at -20°C.
Stability:	1 year
Gene Name:	nuclear receptor subfamily 1 group I member 3
Database Link:	Entrez Gene 9970 Human Q14994

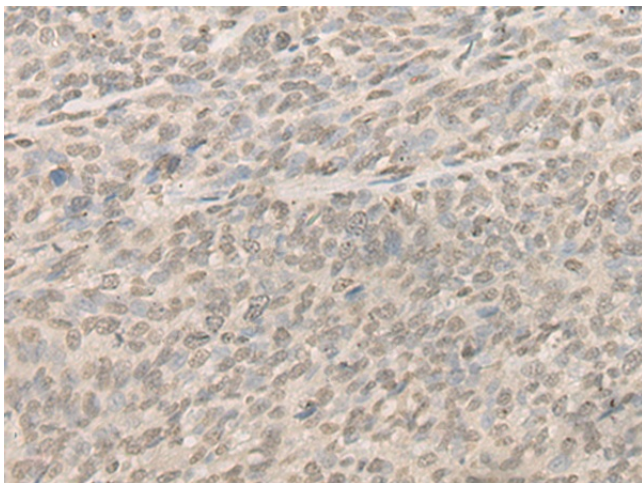
Background: This gene encodes a member of the nuclear receptor superfamily, and is a key regulator of xenobiotic and endobiotic metabolism. The protein binds to DNA as a monomer or a heterodimer with the retinoid X receptor and regulates the transcription of target genes involved in drug metabolism and bilirubin clearance, such as cytochrome P450 family members. Unlike most nuclear receptors, this transcriptional regulator is constitutively active in the absence of ligand but is regulated by both agonists and inverse agonists. Ligand binding results in translocation of this protein to the nucleus, where it activates or represses target gene transcription. These ligands include bilirubin, a variety of foreign compounds, steroid hormones, and prescription drugs. Multiple transcript variants encoding different isoforms have been found for this gene.



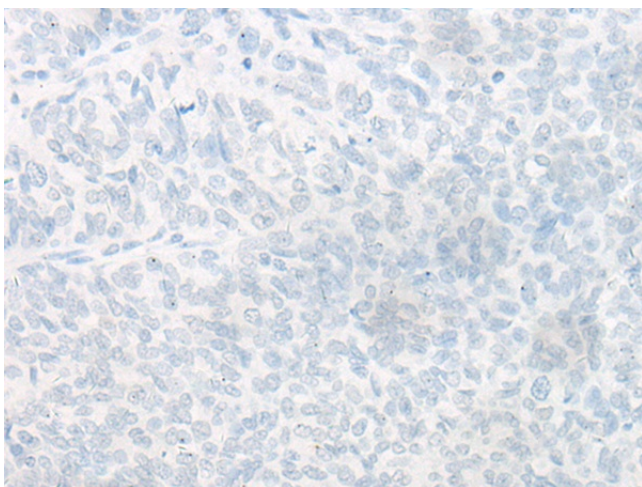
[View online »](#)

Synonyms: CAR; CAR1; MB67; MGC97144; MGC97209; MGC150433; OTTHUMP00000032246

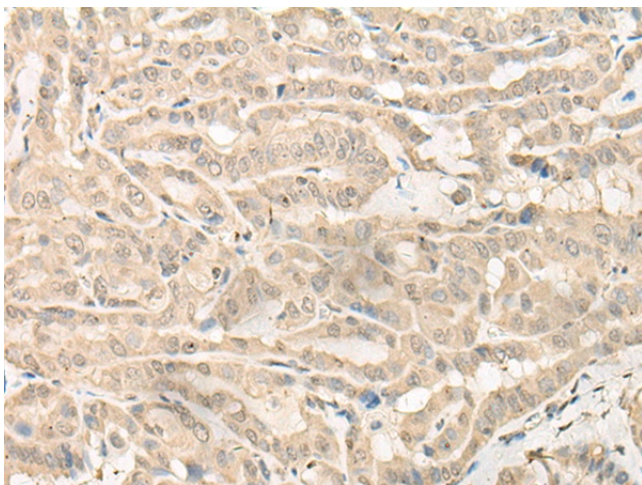
Product images:



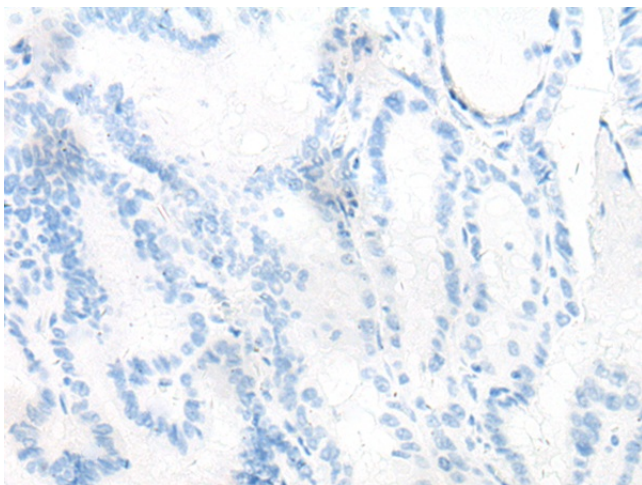
Immunohistochemistry of paraffin-embedded Human ovarian cancer tissue using [TA370013] (NR1I3 Antibody) at dilution 1/20 (Original magnification: x200)



Immunohistochemistry of paraffin-embedded Human ovarian cancer tissue using [TA370013] (NR1I3 Antibody) at dilution 1/20, treated with fusion protein. (Original magnification: x200)



Immunohistochemistry of paraffin-embedded Human thyroid cancer tissue using [TA370013] (NR1I3 Antibody) at dilution 1/20 (Original magnification: $\times 200$)



Immunohistochemistry of paraffin-embedded Human thyroid cancer tissue using [TA370013] (NR1I3 Antibody) at dilution 1/20, treated with fusion protein. (Original magnification: $\times 200$)