

## Product datasheet for **TA370004S**

### CoCoA (CALCOCO1) Rabbit Polyclonal Antibody

#### Product data:

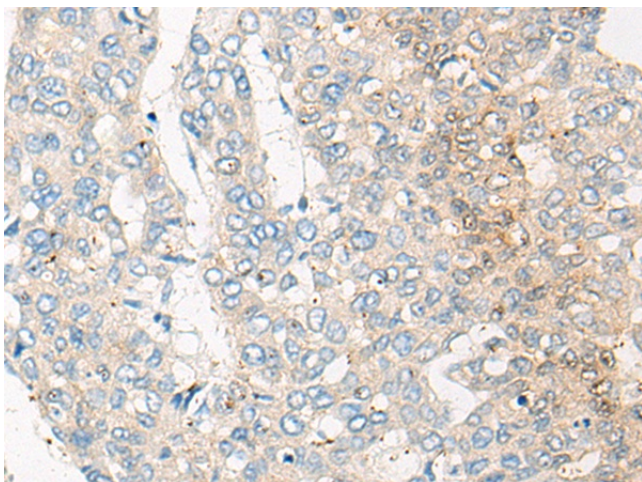
Product Type:	Primary Antibodies
Applications:	IHC
Recommended Dilution:	IHC: 20-100 Positive control: Human liver cancer Predicted cell location: Cytoplasm or Nucleus
Reactivity:	Human, Mouse, Rat
Host:	Rabbit
Isotype:	IgG
Clonality:	Polyclonal
Immunogen:	Fusion protein of human CALCOCO1
Formulation:	pH7.4 PBS, 0.05% NaN <sub>3</sub> , 40% Glycerol
Purification:	Antigen affinity purification
Conjugation:	Unconjugated
Storage:	Store at -20°C.
Stability:	1 year
Gene Name:	calcium binding and coiled-coil domain 1
Database Link:	<a href="#">Entrez Gene 57658 Human Q9P1Z2</a>

**Background:** CALCOCO1 (calcium-binding and coiled-coil domain-containing protein 1), also known as cocoa, calphoglin, sarcoma antigen NY-SAR-3 or coiled-coil coactivator protein, is a 691 amino acid protein that shuttles between the cytoplasm and nucleus and functions as coactivator for aryl hydrocarbon and nuclear receptors. A member of the CALCOCO family, CALCOCO1 is forms a calphoglin complex with PPA1 and PGM 1 and contains multiple functional domains through which it acts as a component of both the androgen signaling pathway and the Wnt/ $\beta$ -catenin signaling pathway. CALCOCO1 exists as three alternatively spliced isoforms (termed Q9P1Z2-1, 2 and 3), which are encoded by genes mapping to human chromosome 12q13.13 and mouse chromosome 15 F3.

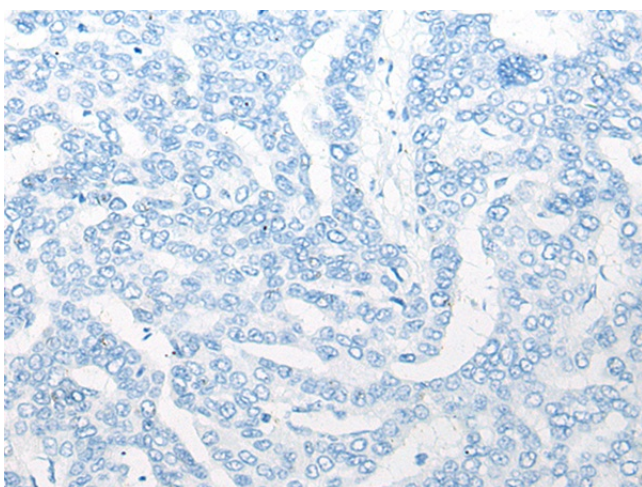
**Synonyms:** calphoglin; Cocoa; KIAA1536; PP13275



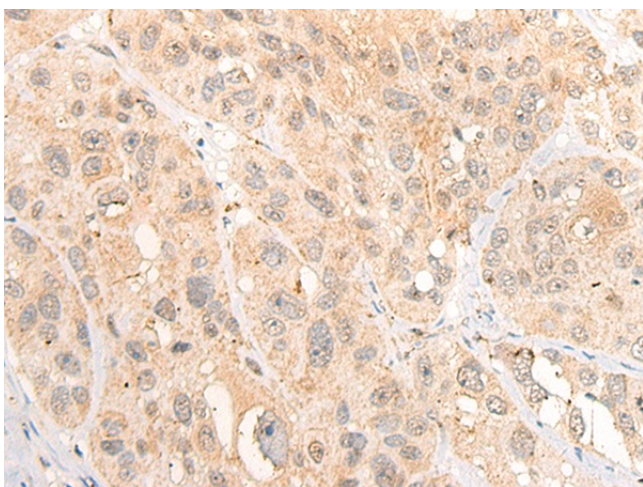
[View online »](#)

**Product images:**

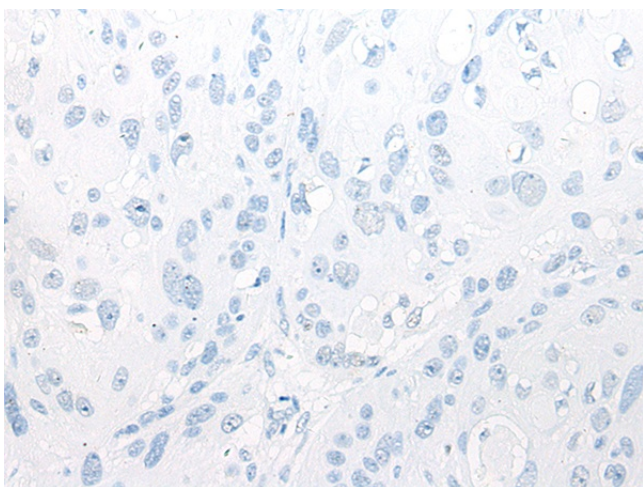
Immunohistochemistry of paraffin-embedded Human liver cancer tissue using [TA370004] (CALCOCO1 Antibody) at dilution 1/20 (Original magnification:  $\times 200$ )



Immunohistochemistry of paraffin-embedded Human liver cancer tissue using [TA370004] (CALCOCO1 Antibody) at dilution 1/20, treated with fusion protein. (Original magnification:  $\times 200$ )



Immunohistochemistry of paraffin-embedded Human esophagus cancer tissue using [TA370004] (CALCOCO1 Antibody) at dilution 1/20 (Original magnification:  $\times 200$ )



Immunohistochemistry of paraffin-embedded Human esophagus cancer tissue using [TA370004] (CALCOCO1 Antibody) at dilution 1/20, treated with fusion protein. (Original magnification:  $\times 200$ )