

## Product datasheet for **TA370002S**

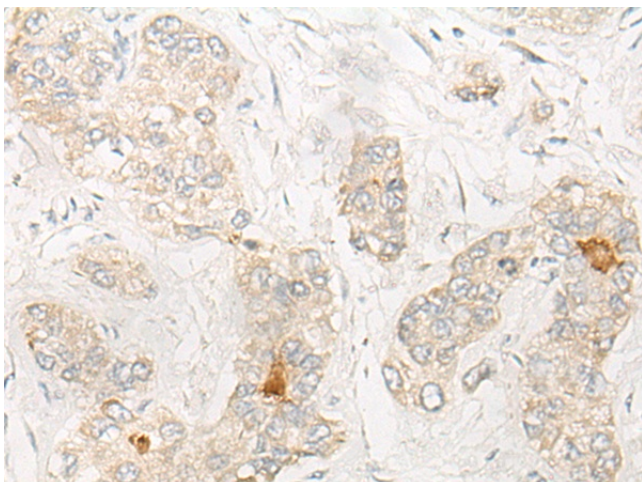
### CNOT2 Rabbit Polyclonal Antibody

#### Product data:

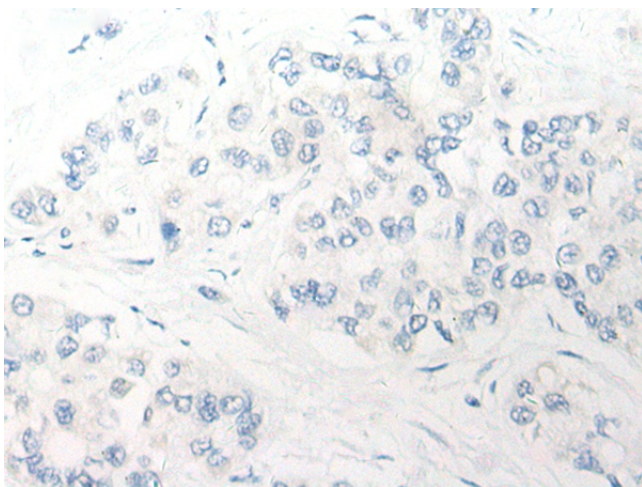
Product Type:	Primary Antibodies
Applications:	IHC
Recommended Dilution:	IHC: 20-100 Positive control: Human liver cancer Predicted cell location: Cytoplasm or Nucleus
Reactivity:	Human, Mouse
Host:	Rabbit
Isotype:	IgG
Clonality:	Polyclonal
Immunogen:	Fusion protein of human CNOT2
Formulation:	pH7.4 PBS, 0.05% NaN3, 40% Glycerol
Purification:	Antigen affinity purification
Conjugation:	Unconjugated
Storage:	Store at -20°C.
Stability:	1 year
Gene Name:	CCR4-NOT transcription complex subunit 2
Database Link:	<a href="#">Entrez Gene 4848 Human Q9NZN8</a>
Background:	This gene encodes a subunit of the multi-component CCR4-NOT complex. The CCR4-NOT complex regulates mRNA synthesis and degradation and is also thought to be involved in mRNA splicing, transport and localization. The encoded protein interacts with histone deacetylases and functions as a repressor of polymerase II transcription. Alternatively spliced transcript variants have been observed for this gene.
Synonyms:	CDC36; FLJ26456; HSPC131; NOT2; NOT2H



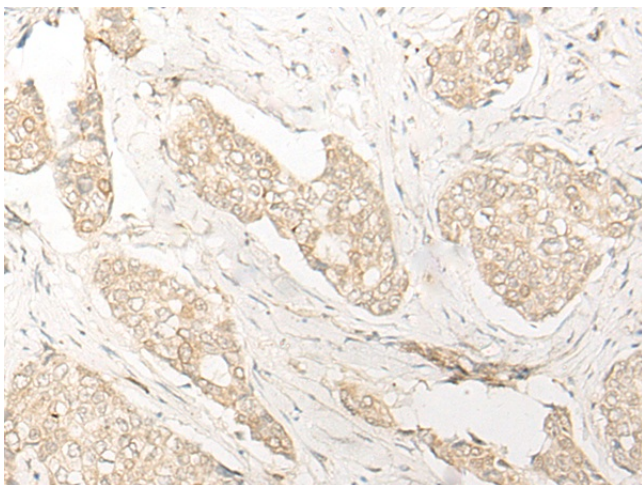
[View online »](#)

**Product images:**

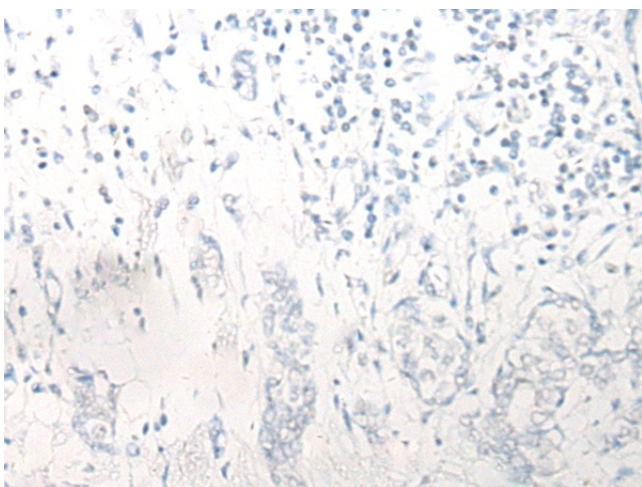
Immunohistochemistry of paraffin-embedded Human liver cancer tissue using [TA370002] (CNOT2 Antibody) at dilution 1/20 (Original magnification: ×200)



Immunohistochemistry of paraffin-embedded Human liver cancer tissue using [TA370002] (CNOT2 Antibody) at dilution 1/20, treated with fusion protein. (Original magnification: ×200)



Immunohistochemistry of paraffin-embedded Human breast cancer tissue using [TA370002] (CNOT2 Antibody) at dilution 1/20 (Original magnification:  $\times 200$ )



Immunohistochemistry of paraffin-embedded Human breast cancer tissue using [TA370002] (CNOT2 Antibody) at dilution 1/20, treated with fusion protein. (Original magnification:  $\times 200$ )