

Product datasheet for **TA369982**

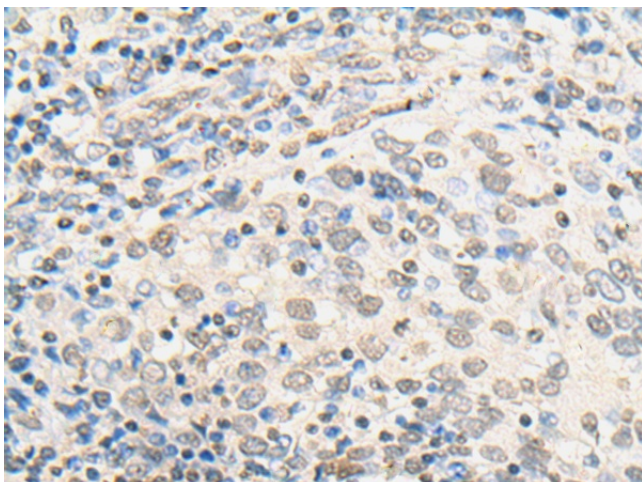
CIRBP Rabbit Polyclonal Antibody

Product data:

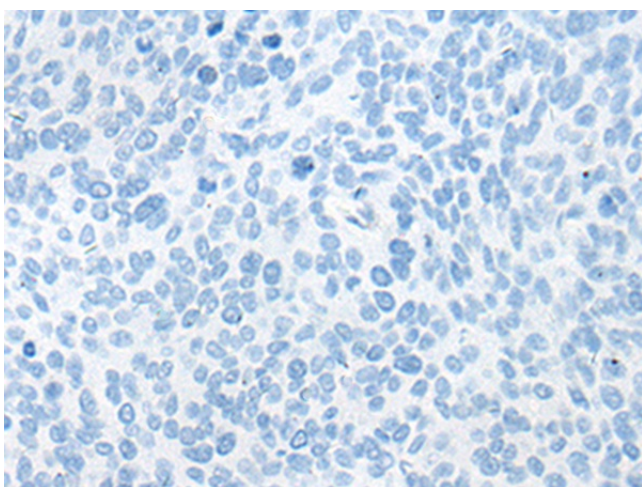
Product Type:	Primary Antibodies
Applications:	IHC
Recommended Dilution:	IHC: 20-100 Positive control: Human cervical cancer Predicted cell location: Nucleus
Reactivity:	Human, Mouse, Rat
Host:	Rabbit
Isotype:	IgG
Clonality:	Polyclonal
Immunogen:	Full length fusion protein
Formulation:	pH7.4 PBS, 0.05% NaN ₃ , 40% Glycerol
Concentration:	lot specific
Purification:	Antigen affinity purification
Conjugation:	Unconjugated
Storage:	Store at -20°C.
Stability:	1 year
Gene Name:	cold inducible RNA binding protein
Database Link:	Entrez Gene 1153 Human Q14011
Background:	Cold-inducible mRNA binding protein that plays a protective role in the genotoxic stress response by stabilizing transcripts of genes involved in cell survival. Acts as a translational activator. Seems to play an essential role in cold-induced suppression of cell proliferation. Binds specifically to the 3'-untranslated regions (3' UTRs) of stress-responsive transcripts RPA2 and TXN. Acts as a translational repressor (By similarity). Promotes assembly of stress granules (SGs), when overexpressed.
Synonyms:	A18HNRNP; CIRP



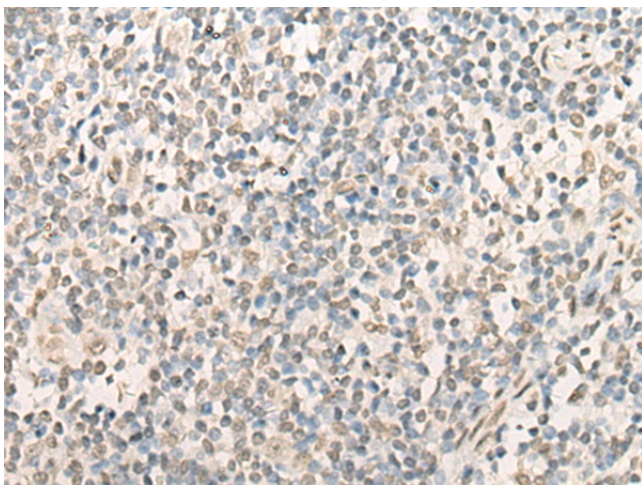
[View online »](#)

Product images:

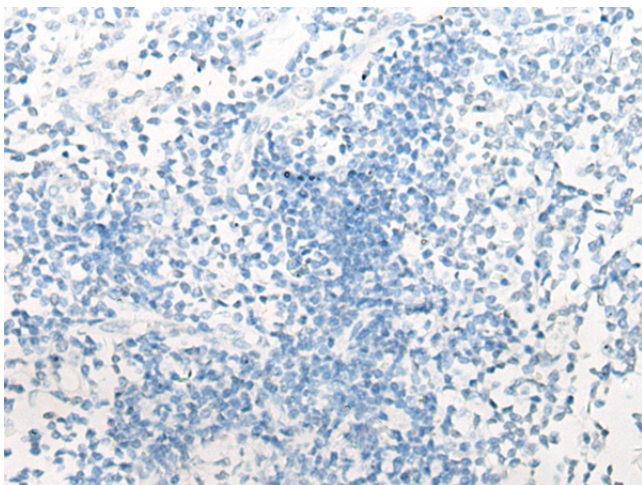
Immunohistochemistry of paraffin-embedded Human cervical cancer tissue using TA369982 (CIRBP Antibody) at dilution 1/20 (Original magnification: ×200)



Immunohistochemistry of paraffin-embedded Human cervical cancer tissue using TA369982 (CIRBP Antibody) at dilution 1/20, treated with fusion protein. (Original magnification: ×200)



Immunohistochemistry of paraffin-embedded Human tonsil tissue using TA369982 (CIRBP Antibody) at dilution 1/20 (Original magnification: ×200)



Immunohistochemistry of paraffin-embedded Human tonsil tissue using TA369982 (CIRBP Antibody) at dilution 1/20, treated with fusion protein. (Original magnification: ×200)