

Product datasheet for **TA369895S**

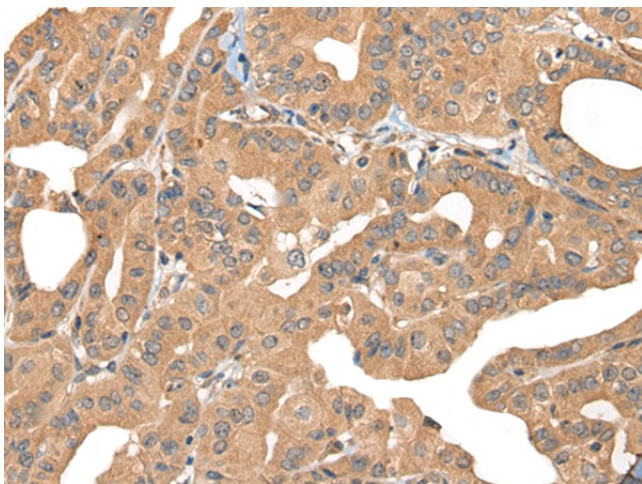
Calcineurin B (PPP3R1) Rabbit Polyclonal Antibody

Product data:

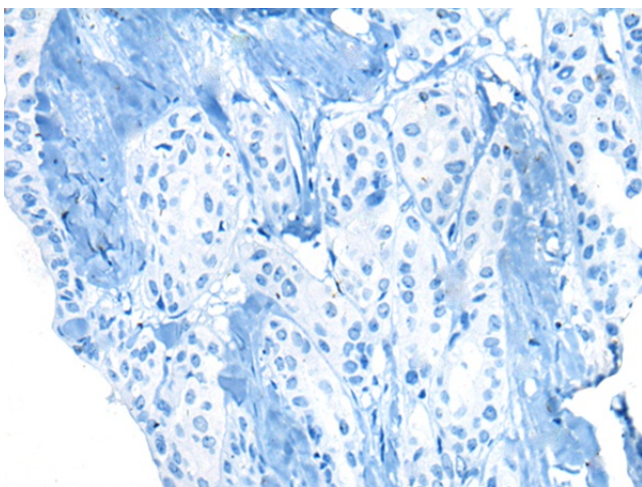
Product Type:	Primary Antibodies
Applications:	IHC
Recommended Dilution:	IHC: 50-300 Positive control: Human thyroid cancer Predicted cell location: Cytoplasm
Reactivity:	Human, Mouse, Rat
Host:	Rabbit
Isotype:	IgG
Clonality:	Polyclonal
Immunogen:	Full length fusion protein
Formulation:	pH7.4 PBS, 0.05% NaN ₃ , 40% Glycerol
Purification:	Antigen affinity purification
Conjugation:	Unconjugated
Storage:	Store at -20°C.
Stability:	1 year
Gene Name:	protein phosphatase 3 regulatory subunit B, alpha
Database Link:	Entrez Gene 5534 Human P63098
Background:	Regulatory subunit of calcineurin, a calcium-dependent, calmodulin stimulated protein phosphatase. Confers calcium sensitivity.
Synonyms:	CALNB1; CNA2; CNB; CNB1



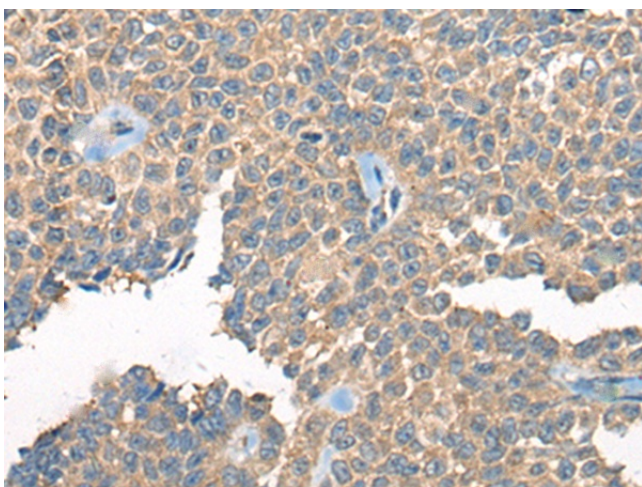
[View online »](#)

Product images:

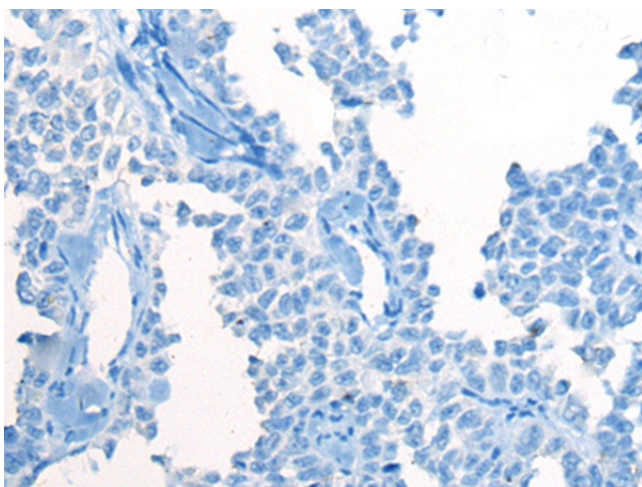
Immunohistochemistry of paraffin-embedded Human thyroid cancer tissue using [TA369895] (PPP3R1 Antibody) at dilution 1/55 (Original magnification: ×200)



Immunohistochemistry of paraffin-embedded Human thyroid cancer tissue using [TA369895] (PPP3R1 Antibody) at dilution 1/55, treated with fusion protein. (Original magnification: ×200)



Immunohistochemistry of paraffin-embedded Human ovarian cancer tissue using [TA369895] (PPP3R1 Antibody) at dilution 1/55 (Original magnification: ×200)



Immunohistochemistry of paraffin-embedded Human ovarian cancer tissue using [TA369895] (PPP3R1 Antibody) at dilution 1/55, treated with fusion protein. (Original magnification: ×200)