

Product datasheet for **TA369861S**

C16orf73 (MEIOB) Rabbit Polyclonal Antibody

Product data:

Product Type:	Primary Antibodies
Applications:	IHC
Recommended Dilution:	IHC: 25-100 Positive control: Human liver cancer Predicted cell location: Cytoplasm
Reactivity:	Human
Host:	Rabbit
Isotype:	IgG
Clonality:	Polyclonal
Immunogen:	Fusion protein of human MEIOB
Formulation:	pH7.4 PBS, 0.05% NaN ₃ , 40% Glycerol
Purification:	Antigen affinity purification
Conjugation:	Unconjugated
Storage:	Store at -20°C.
Stability:	1 year
Gene Name:	meiosis specific with OB domains
Database Link:	Entrez Gene 254528 Human Q8N635

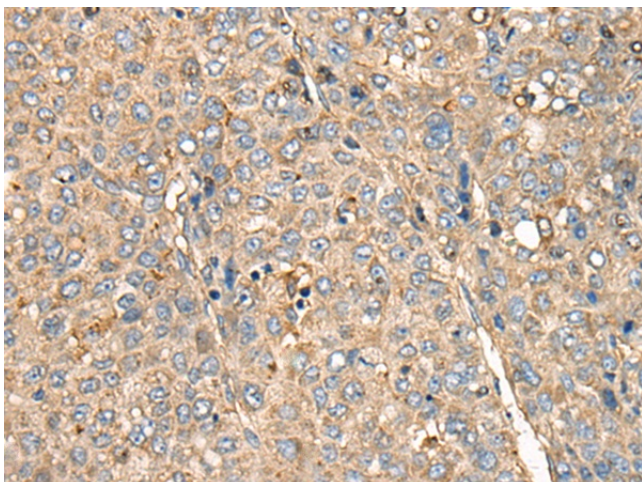
Background: Single-stranded DNA-binding protein required for homologous recombination in meiosis I. Required for double strand breaks (DSBs) repair and crossover formation and promotion of faithful and complete synapsis. Not required for the initial loading of recombinases but required to maintain a proper number of RAD51 and DMC1 foci after the zygotene stage. May act by ensuring the stabilization of recombinases, which is required for successful homology search and meiotic recombination. Displays Single-stranded DNA 3'-5' exonuclease activity in vitro (By similarity).

Synonyms: C16orf73; gs129

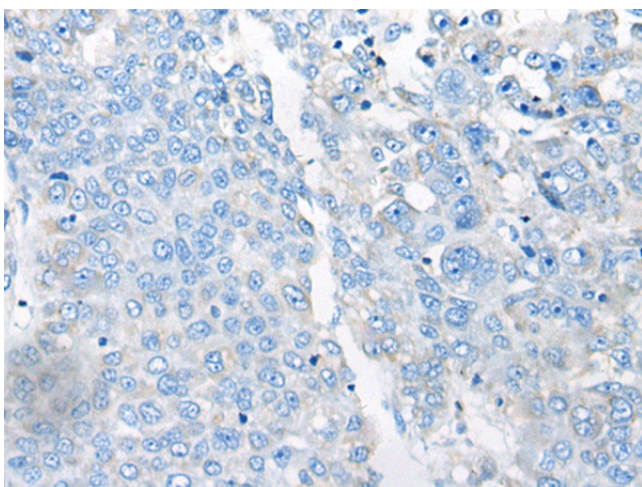


[View online »](#)

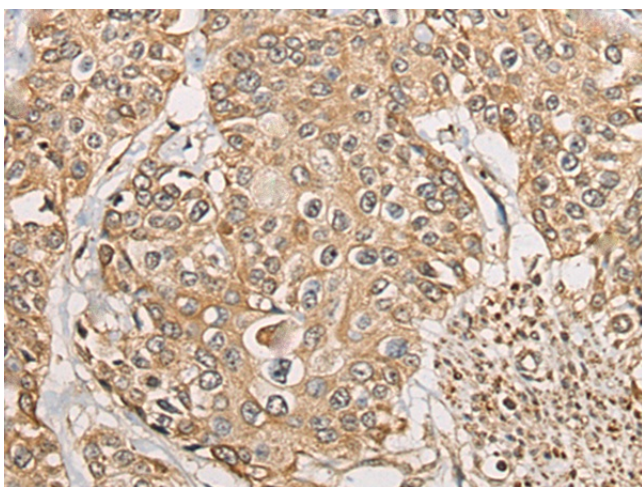
Product images:



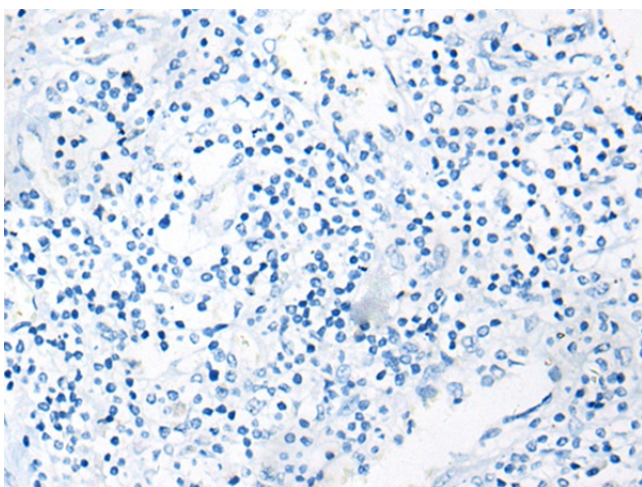
Immunohistochemistry of paraffin-embedded Human liver cancer tissue using [TA369861] (MEIOB Antibody) at dilution 1/30 (Original magnification: ×200)



Immunohistochemistry of paraffin-embedded Human liver cancer tissue using [TA369861] (MEIOB Antibody) at dilution 1/30, treated with fusion protein. (Original magnification: ×200)



Immunohistochemistry of paraffin-embedded Human prostate cancer tissue using [TA369861] (MEIOB Antibody) at dilution 1/30 (Original magnification: ×200)



Immunohistochemistry of paraffin-embedded Human prostate cancer tissue using [TA369861] (MEIOB Antibody) at dilution 1/30, treated with fusion protein. (Original magnification: ×200)