

Product datasheet for **TA369838S**

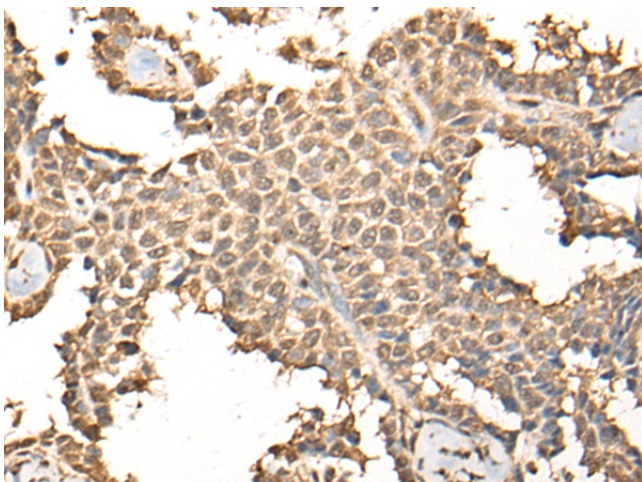
BRD7 Rabbit Polyclonal Antibody

Product data:

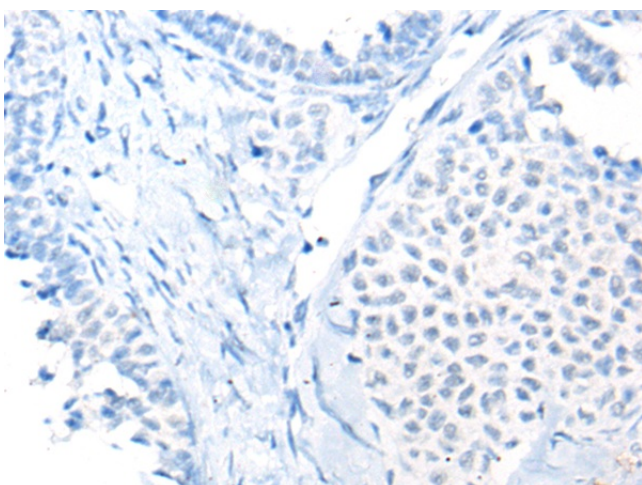
Product Type:	Primary Antibodies
Applications:	IHC
Recommended Dilution:	IHC: 25-100 Positive control: Human ovarian cancer Predicted cell location: Nucleus
Reactivity:	Human, Mouse
Host:	Rabbit
Isotype:	IgG
Clonality:	Polyclonal
Immunogen:	Fusion protein of human BRD7
Formulation:	pH7.4 PBS, 0.05% NaN ₃ , 40% Glycerol
Purification:	Antigen affinity purification
Conjugation:	Unconjugated
Storage:	Store at -20°C.
Stability:	1 year
Gene Name:	bromodomain containing 7
Database Link:	Entrez Gene 29117 Human Q9NPI1
Background:	This gene encodes a protein which is a member of the bromodomain-containing protein family. The product of this gene has been identified as a component of one form of the SWI/SNF chromatin remodeling complex, and as a protein which interacts with p53 and is required for p53-dependent oncogene-induced senescence which prevents tumor growth. Pseudogenes have been described on chromosomes 2, 3, 6, 13 and 14. Alternative splicing results in multiple transcript variants.
Synonyms:	BP75; CELTIX1; NAG4



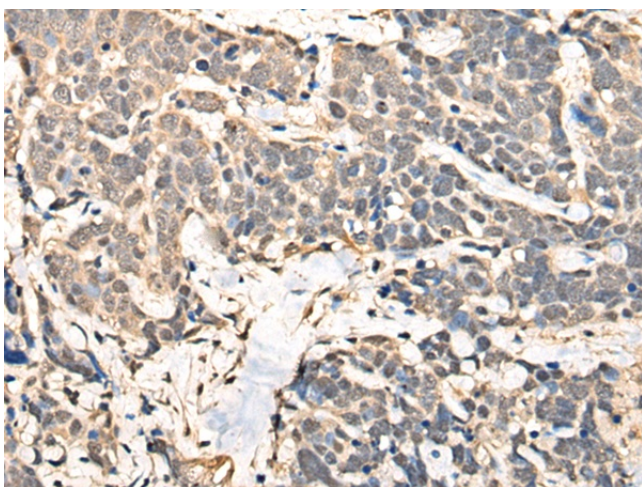
[View online »](#)

Product images:

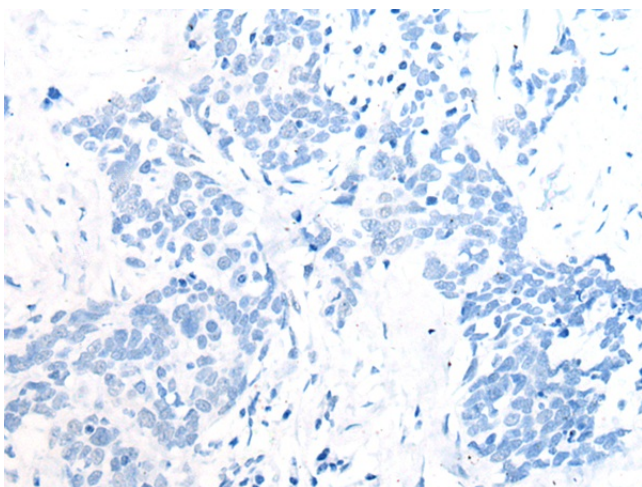
Immunohistochemistry of paraffin-embedded Human ovarian cancer tissue using [TA369838] (BRD7 Antibody) at dilution 1/30 (Original magnification: $\times 200$)



Immunohistochemistry of paraffin-embedded Human ovarian cancer tissue using [TA369838] (BRD7 Antibody) at dilution 1/30, treated with fusion protein. (Original magnification: $\times 200$)



Immunohistochemistry of paraffin-embedded Human thyroid cancer tissue using [TA369838] (BRD7 Antibody) at dilution 1/30 (Original magnification: $\times 200$)



Immunohistochemistry of paraffin-embedded Human thyroid cancer tissue using [TA369838] (BRD7 Antibody) at dilution 1/30, treated with fusion protein. (Original magnification: $\times 200$)