

## Product datasheet for **TA369804S**

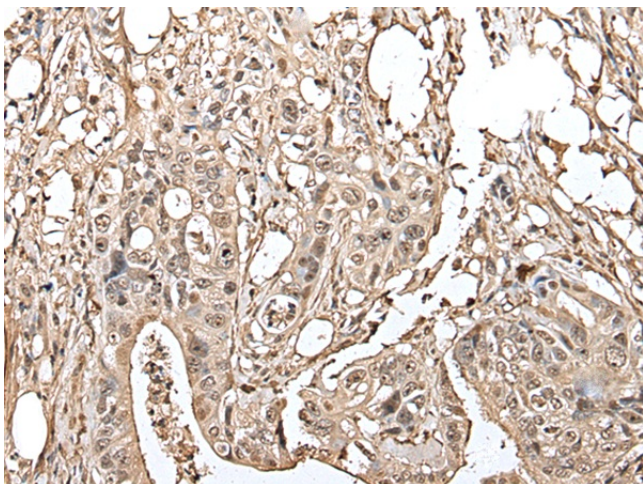
### UTP3 Rabbit Polyclonal Antibody

#### Product data:

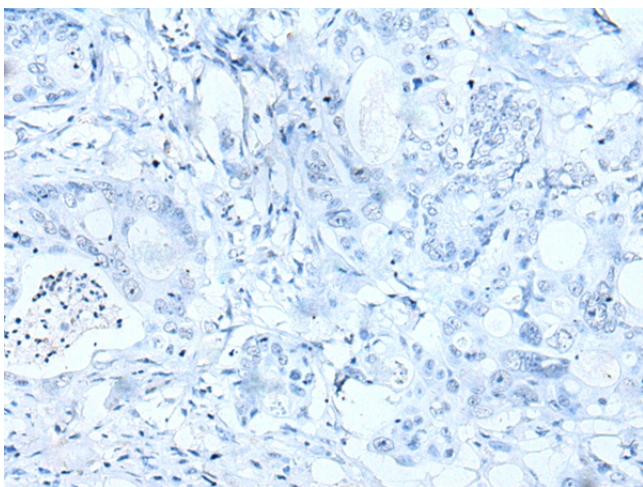
Product Type:	Primary Antibodies
Applications:	IHC
Recommended Dilution:	IHC: 30-150 Positive control: Human colorectal cancer Predicted cell location: Nucleus and Cytoplasm
Reactivity:	Human, Mouse, Rat
Host:	Rabbit
Isotype:	IgG
Clonality:	Polyclonal
Immunogen:	Fusion protein of human UTP3
Formulation:	pH7.4 PBS, 0.05% NaN <sub>3</sub> , 40% Glycerol
Purification:	Antigen affinity purification
Conjugation:	Unconjugated
Storage:	Store at -20°C.
Stability:	1 year
Gene Name:	UTP3, small subunit processome component homolog ( <i>S. cerevisiae</i> )
Database Link:	<a href="#">Entrez Gene 57050 Human Q9NQZ2</a>
Background:	Essential for gene silencing: has a role in the structure of silenced chromatin. Plays a role in the developing brain (By similarity).
Synonyms:	CRL1; CRLZ1; DKFZp761F222; FLJ23256; SAS10



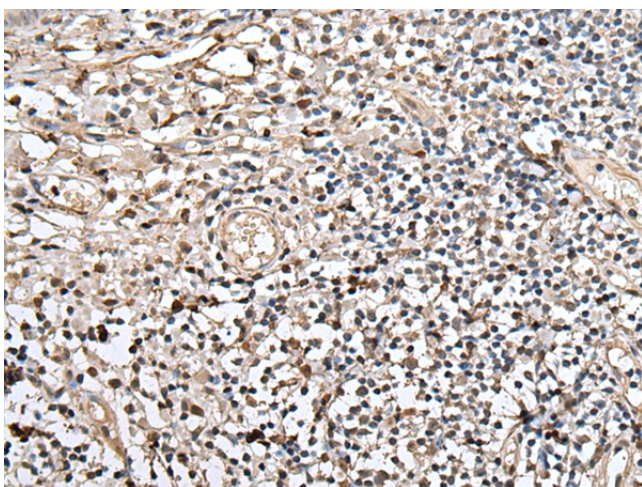
[View online »](#)

**Product images:**

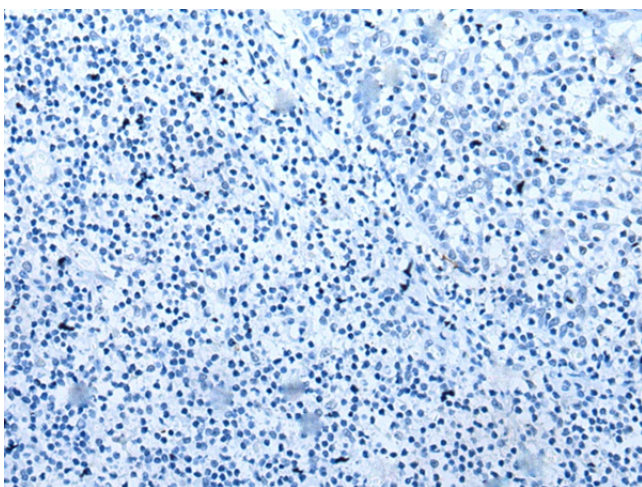
Immunohistochemistry of paraffin-embedded Human colorectal cancer tissue using [TA369804] (UTP3 Antibody) at dilution 1/40 (Original magnification:  $\times 200$ )



Immunohistochemistry of paraffin-embedded Human colorectal cancer tissue using [TA369804] (UTP3 Antibody) at dilution 1/40, treated with fusion protein. (Original magnification:  $\times 200$ )



Immunohistochemistry of paraffin-embedded Human tonsil tissue using [TA369804] (UTP3 Antibody) at dilution 1/40 (Original magnification: ×200)



Immunohistochemistry of paraffin-embedded Human tonsil tissue using [TA369804] (UTP3 Antibody) at dilution 1/40, treated with fusion protein. (Original magnification: ×200)