

Product datasheet for **TA369722S**

ZNF8 Rabbit Polyclonal Antibody

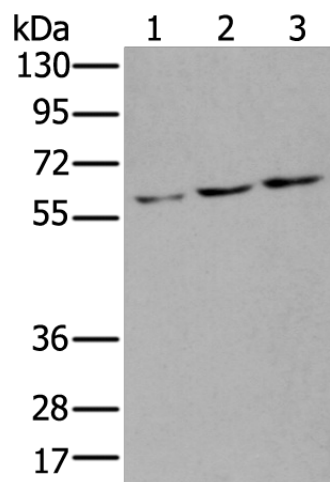
Product data:

Product Type:	Primary Antibodies
Applications:	IHC, WB
Recommended Dilution:	WB: 200-1000 WB positive control: SKOV3,A549 and HEPG2 cell lysates IHC: 25-100 Positive control: Human esophagus cancer Predicted cell location: Nucleus or Cytoplasm
Reactivity:	Human
Host:	Rabbit
Isotype:	IgG
Clonality:	Polyclonal
Immunogen:	Fusion protein of human ZNF8
Formulation:	pH7.4 PBS, 0.05% NaN ₃ , 40% Glycerol
Purification:	Antigen affinity purification
Conjugation:	Unconjugated
Storage:	Store at -20°C.
Stability:	1 year
Predicted Protein Size:	65 kDa
Gene Name:	zinc finger protein 8
Database Link:	Entrez Gene 7554 Human P17098
Background:	ZNF8 (zinc finger protein 8) is a 575 amino acid protein that belongs to the Krüppel C2H2-type zinc-finger protein family and contains seven C2H2-type zinc fingers and a KRAB domain. Localizing to the nucleus and ubiquitously expressed, ZNF8 is thought to play a role in transcriptional regulation and is encoded by a gene that maps to human chromosome 19q13.43.
Synonyms:	HF.18; Zfp128

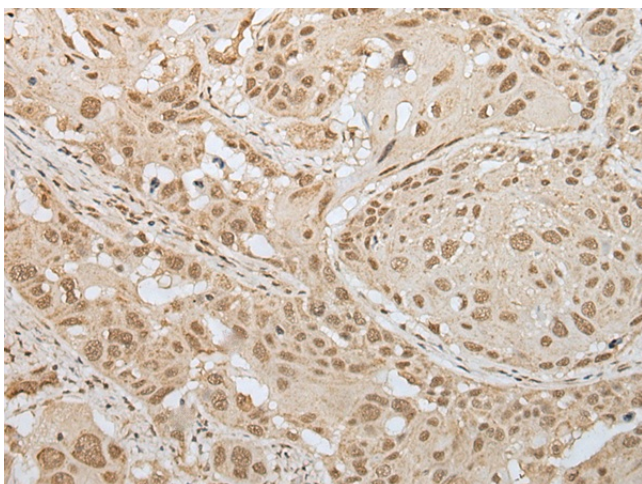


[View online »](#)

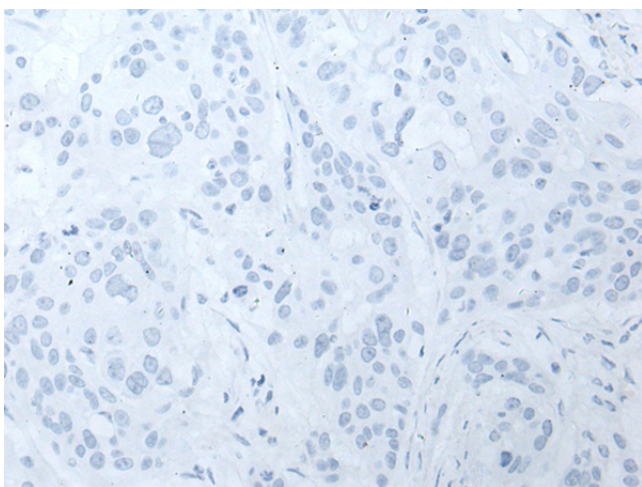
Product images:



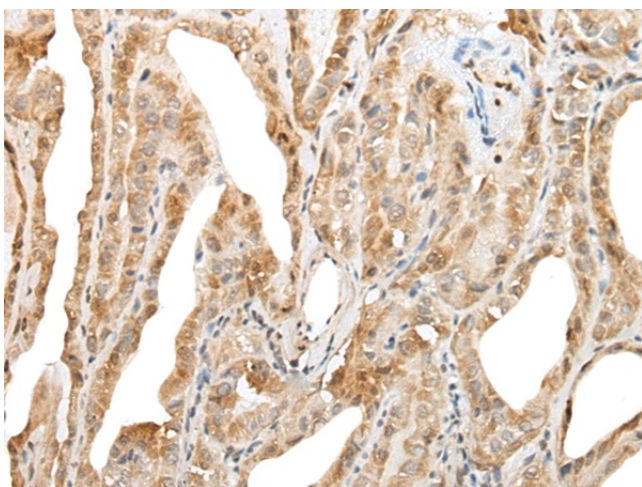
Gel: 8%SDS-PAGE
Lysate: 40 μ g
Lane 1-3: SKOV3
A549 and HEPG2 cell lysates
Primary antibody: [TA369722] (ZNF8 Antibody) at dilution 1/200
Secondary antibody: Goat anti rabbit IgG at 1/8000 dilution
Exposure time: 5 seconds



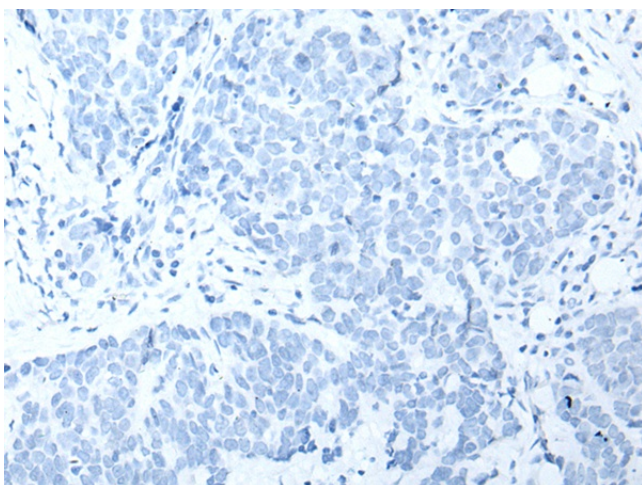
Immunohistochemistry of paraffin-embedded Human esophagus cancer tissue using [TA369722] (ZNF8 Antibody) at dilution 1/30 (Original magnification: \times 200)



Immunohistochemistry of paraffin-embedded Human esophagus cancer tissue using [TA369722] (ZNF8 Antibody) at dilution 1/30, treated with fusion protein. (Original magnification: $\times 200$)



Immunohistochemistry of paraffin-embedded Human thyroid cancer tissue using [TA369722] (ZNF8 Antibody) at dilution 1/30 (Original magnification: $\times 200$)



Immunohistochemistry of paraffin-embedded Human thyroid cancer tissue using [TA369722] (ZNF8 Antibody) at dilution 1/30, treated with fusion protein. (Original magnification: $\times 200$)