

Product datasheet for **TA369721S**

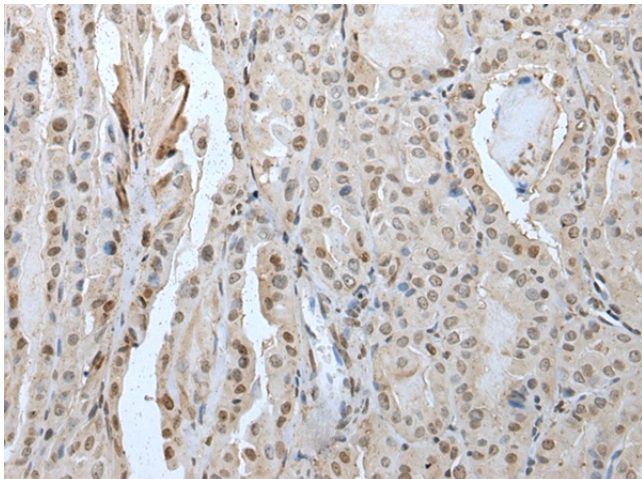
ZNF512 Rabbit Polyclonal Antibody

Product data:

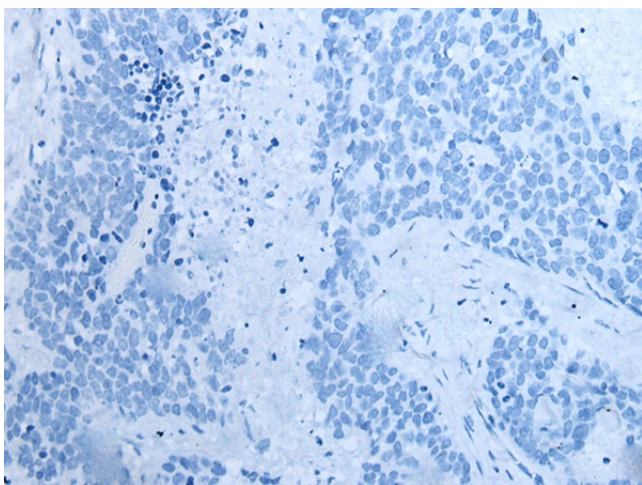
Product Type:	Primary Antibodies
Applications:	IHC
Recommended Dilution:	IHC: 25-100 Positive control: Human thyroid cancer Predicted cell location: Nucleus or Cytoplasm
Reactivity:	Human, Mouse
Host:	Rabbit
Isotype:	IgG
Clonality:	Polyclonal
Immunogen:	Fusion protein of human ZNF512
Formulation:	pH7.4 PBS, 0.05% NaN ₃ , 40% Glycerol
Purification:	Antigen affinity purification
Conjugation:	Unconjugated
Storage:	Store at -20°C.
Stability:	1 year
Gene Name:	zinc finger protein 512
Database Link:	Entrez Gene 84450 Human Q96ME7
Background:	This gene encodes a protein containing four putative zinc finger motifs. Zinc finger motifs may bind to proteins or nucleic acids. Zinc finger-containing proteins are involved in a variety of processes, including regulation of transcription. Alternative splicing results in multiple transcript variants for this gene.
Synonyms:	FLJ51176; KIAA1805; MGC111046



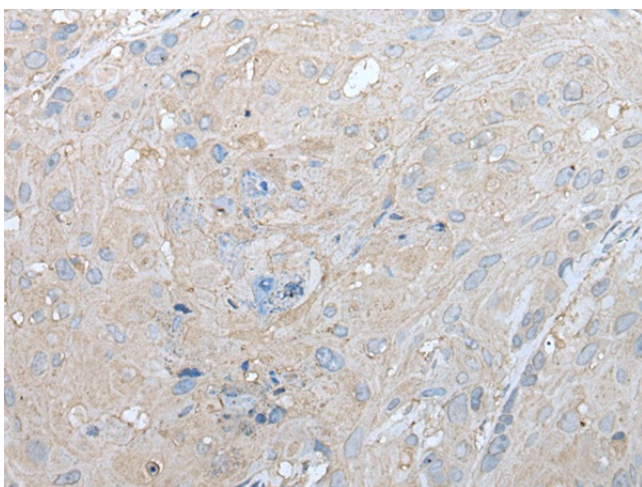
[View online »](#)

Product images:

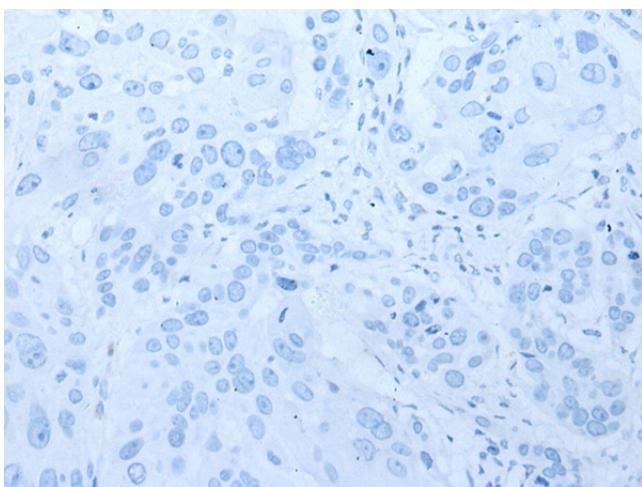
Immunohistochemistry of paraffin-embedded Human thyroid cancer tissue using [TA369721] (ZNF512 Antibody) at dilution 1/30 (Original magnification: $\times 200$)



Immunohistochemistry of paraffin-embedded Human thyroid cancer tissue using [TA369721] (ZNF512 Antibody) at dilution 1/30, treated with fusion protein. (Original magnification: $\times 200$)



Immunohistochemistry of paraffin-embedded Human esophagus cancer tissue using [TA369721] (ZNF512 Antibody) at dilution 1/30 (Original magnification: $\times 200$)



Immunohistochemistry of paraffin-embedded Human esophagus cancer tissue using [TA369721] (ZNF512 Antibody) at dilution 1/30, treated with fusion protein. (Original magnification: $\times 200$)