

## Product datasheet for **TA369716S**

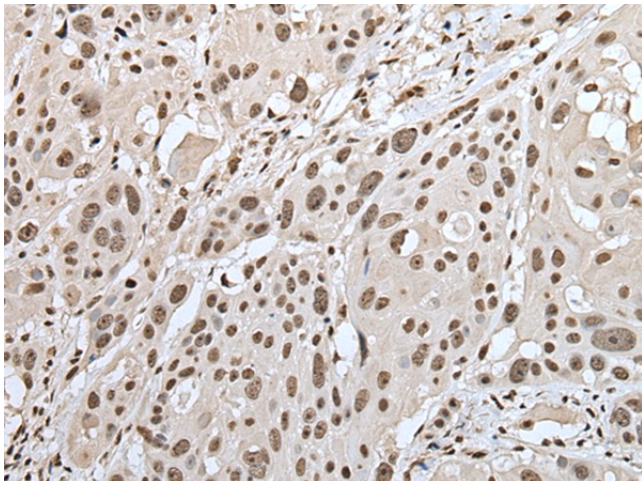
### ZNF43 Rabbit Polyclonal Antibody

#### Product data:

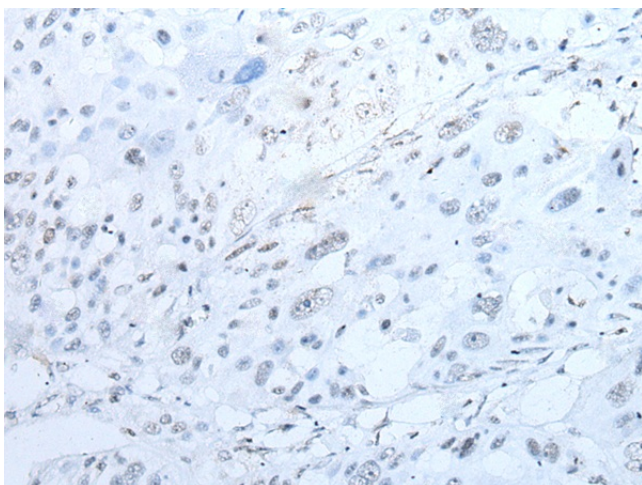
Product Type:	Primary Antibodies
Applications:	IHC
Recommended Dilution:	IHC: 25-100 Positive control: Human esophagus cancer Predicted cell location: Nucleus
Reactivity:	Human
Host:	Rabbit
Isotype:	IgG
Clonality:	Polyclonal
Immunogen:	Fusion protein of human ZNF43
Formulation:	pH7.4 PBS, 0.05% NaN <sub>3</sub> , 40% Glycerol
Purification:	Antigen affinity purification
Conjugation:	Unconjugated
Storage:	Store at -20°C.
Stability:	1 year
Gene Name:	zinc finger protein 43
Database Link:	<a href="#">Entrez Gene 7594 Human P17038</a>
Background:	This gene belongs to the C2H2-type zinc finger gene family. The zinc finger proteins are involved in gene regulation and development, and are quite conserved throughout evolution. Like this gene product, a third of the zinc finger proteins containing C2H2 fingers also contain the KRAB domain, which has been found to be involved in protein-protein interactions.
Synonyms:	DKFZp686L1854; HTF6; KOX27; ZNF39; ZNF39L1



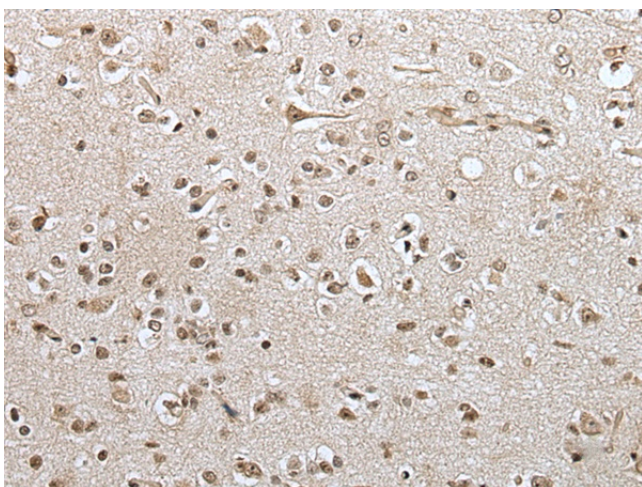
[View online »](#)

**Product images:**

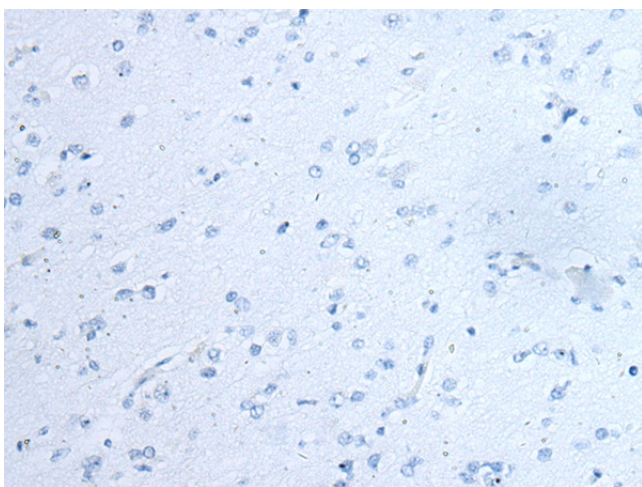
Immunohistochemistry of paraffin-embedded Human esophagus cancer tissue using [TA369716] (ZNF43 Antibody) at dilution 1/30 (Original magnification: x200)



Immunohistochemistry of paraffin-embedded Human esophagus cancer tissue using [TA369716] (ZNF43 Antibody) at dilution 1/30, treated with fusion protein. (Original magnification: x200)



Immunohistochemistry of paraffin-embedded Human brain tissue using [TA369716] (ZNF43 Antibody) at dilution 1/30 (Original magnification: x200)



Immunohistochemistry of paraffin-embedded Human brain tissue using [TA369716] (ZNF43 Antibody) at dilution 1/30, treated with fusion protein. (Original magnification: x200)