

Product datasheet for **TA369714**

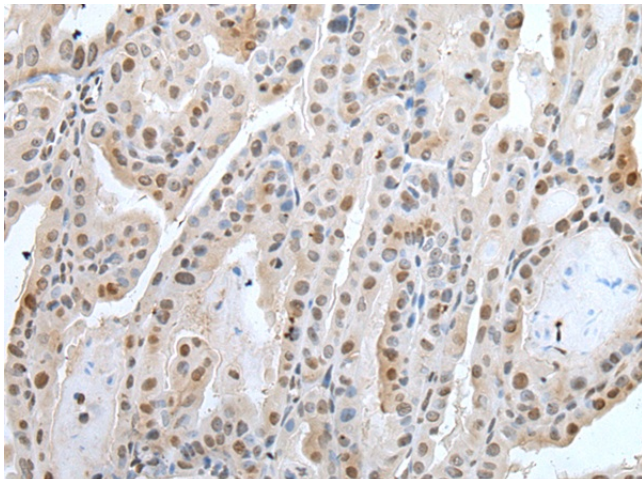
ZNF37A Rabbit Polyclonal Antibody

Product data:

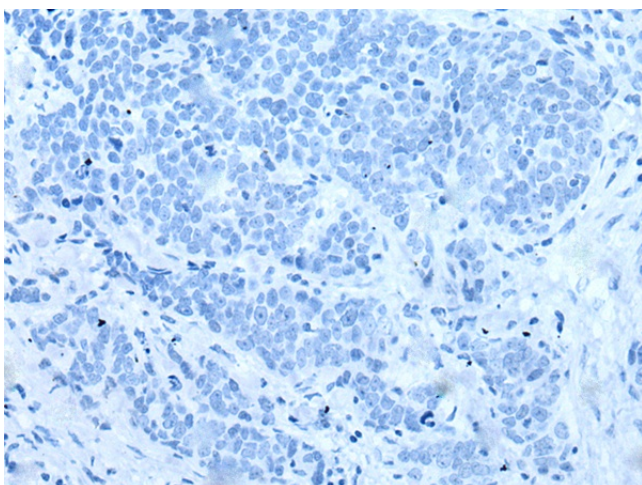
Product Type:	Primary Antibodies
Applications:	IHC
Recommended Dilution:	IHC: 25-100 Positive control: Human thyroid cancer Predicted cell location: Nucleus or Cytoplasm
Reactivity:	Human
Host:	Rabbit
Isotype:	IgG
Clonality:	Polyclonal
Immunogen:	Fusion protein of human ZNF37A
Formulation:	pH7.4 PBS, 0.05% NaN ₃ , 40% Glycerol
Concentration:	lot specific
Purification:	Antigen affinity purification
Conjugation:	Unconjugated
Storage:	Store at -20°C.
Stability:	1 year
Gene Name:	zinc finger protein 37A
Database Link:	Entrez Gene 7587 Human P17032
Background:	ZNF37A, also called KOX21, is a member of the Krüppel C2H2-type zinc-finger family of transcriptional regulators. Located in the nucleus, ZNF37A is a 561 amino acid protein containing one KRAB domain and 12 C2H2-type zinc fingers. The gene encoding ZNF37A is found in a KOX zinc-finger cluster located on chromosome 10.
Synonyms:	FLJ3472; KOX21; ZNF37



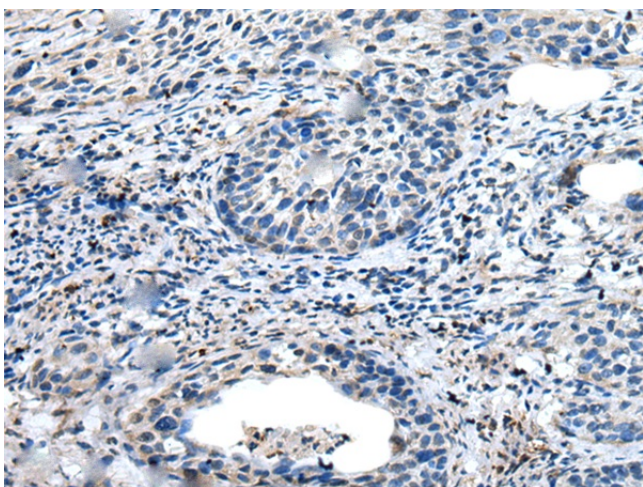
[View online »](#)

Product images:

Immunohistochemistry of paraffin-embedded Human thyroid cancer tissue using TA369714 (ZNF37A Antibody) at dilution 1/30 (Original magnification: $\times 200$)



Immunohistochemistry of paraffin-embedded Human thyroid cancer tissue using TA369714 (ZNF37A Antibody) at dilution 1/30, treated with fusion protein. (Original magnification: $\times 200$)



Immunohistochemistry of paraffin-embedded Human cervical cancer tissue using TA369714 (ZNF37A Antibody) at dilution 1/30 (Original magnification: $\times 200$)



Immunohistochemistry of paraffin-embedded Human cervical cancer tissue using TA369714 (ZNF37A Antibody) at dilution 1/30, treated with fusion protein. (Original magnification: $\times 200$)