

Product datasheet for **TA369713**

ZNF354A Rabbit Polyclonal Antibody

Product data:

Product Type:	Primary Antibodies
Applications:	IHC
Recommended Dilution:	IHC: 30-150 Positive control: Human cervical cancer Predicted cell location: Nucleus and Cytoplasm
Reactivity:	Human, Mouse, Rat
Host:	Rabbit
Isotype:	IgG
Clonality:	Polyclonal
Immunogen:	Fusion protein of human ZNF354A
Formulation:	pH7.4 PBS, 0.05% NaN ₃ , 40% Glycerol
Concentration:	lot specific
Purification:	Antigen affinity purification
Conjugation:	Unconjugated
Storage:	Store at -20°C.
Stability:	1 year
Gene Name:	zinc finger protein 354A
Database Link:	Entrez Gene 6940 Human O60765

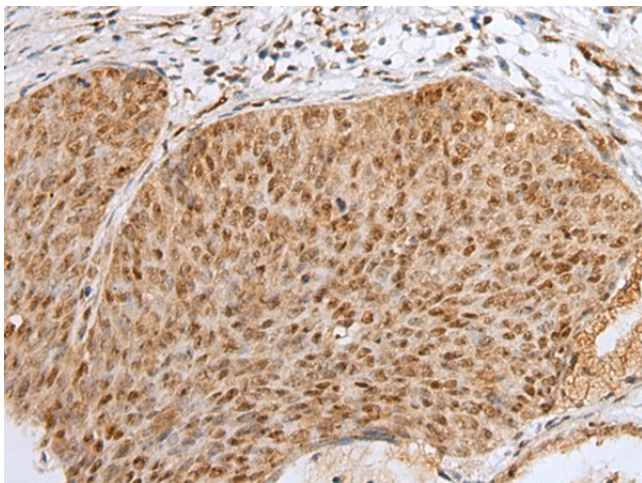
Background: ZNF354A, also called EZNF, KID-1 or TCF17, belongs to the Krüppel C2H2-type zinc-finger family of proteins that contain KRAB domains and act as transcriptional regulators. Expressed primarily in the adult kidney, ZNF354A is a transcriptional repressor that plays a role in late renal development and is suppressed after renal ischemia. The N-terminus of ZNF354A contains the KRAB domain which confers transcriptional repressor activity, while the C-terminus contains multiple Cys2His2-zinc fingers. ZNF354A is located in the nucleolus and is thought to specifically influence development of the proximal tubule by shutting off dispensable or inhibitory genes. Reduced ZNF354A expression prevents proper cell differentiation and may, therefore, be implicated in renal carcinoma.



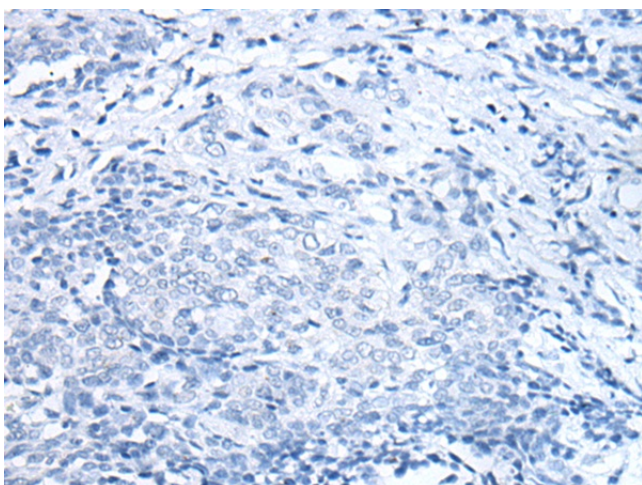
[View online »](#)

Synonyms: EZNF; HKL1; KID-1; KID1; TCF17

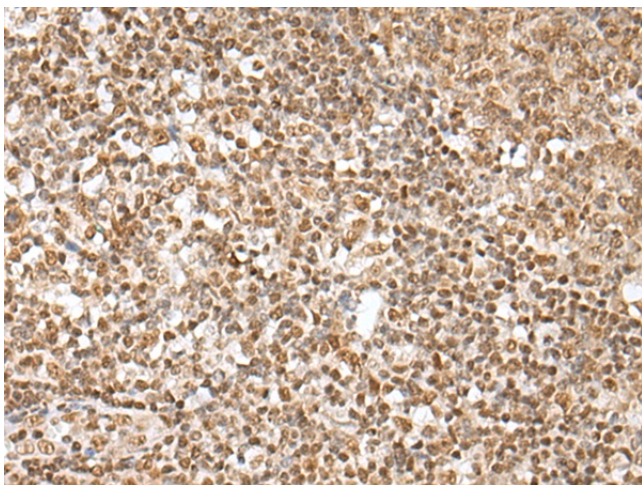
Product images:



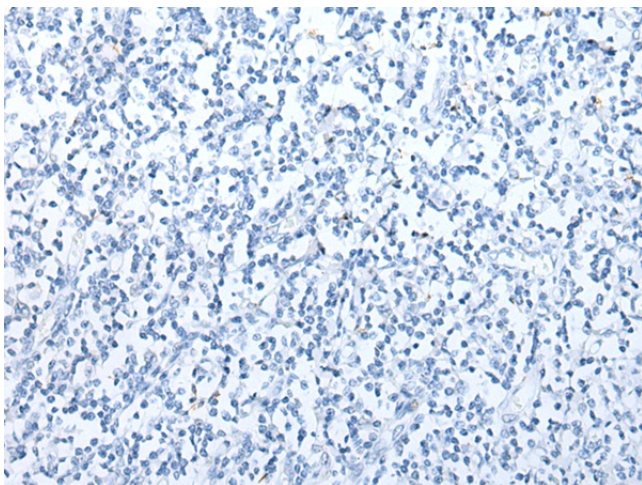
Immunohistochemistry of paraffin-embedded Human cervical cancer tissue using TA369713 (ZNF354A Antibody) at dilution 1/40 (Original magnification: $\times 200$)



Immunohistochemistry of paraffin-embedded Human cervical cancer tissue using TA369713 (ZNF354A Antibody) at dilution 1/40, treated with fusion protein. (Original magnification: $\times 200$)



Immunohistochemistry of paraffin-embedded Human tonsil tissue using TA369713 (ZNF354A Antibody) at dilution 1/40 (Original magnification: ×200)



Immunohistochemistry of paraffin-embedded Human tonsil tissue using TA369713 (ZNF354A Antibody) at dilution 1/40, treated with fusion protein. (Original magnification: ×200)