

Product datasheet for **TA369709**

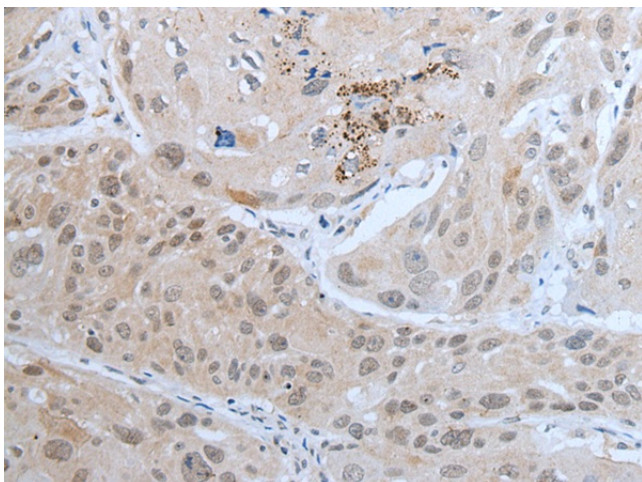
ZNF277 Rabbit Polyclonal Antibody

Product data:

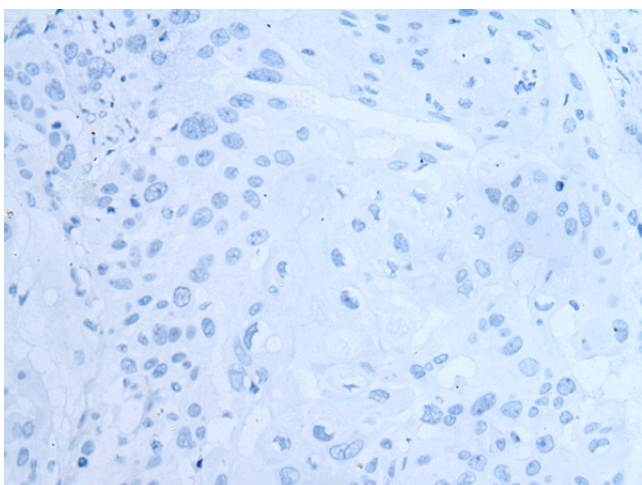
Product Type:	Primary Antibodies
Applications:	IHC
Recommended Dilution:	IHC: 25-100 Positive control: Human esophagus cancer Predicted cell location: Nucleus or Cytoplasm
Reactivity:	Human
Host:	Rabbit
Isotype:	IgG
Clonality:	Polyclonal
Immunogen:	Fusion protein of human ZNF277
Formulation:	pH7.4 PBS, 0.05% NaN ₃ , 40% Glycerol
Concentration:	lot specific
Purification:	Antigen affinity purification
Conjugation:	Unconjugated
Storage:	Store at -20°C.
Stability:	1 year
Gene Name:	zinc finger protein 277
Database Link:	Entrez Gene 11179 Human Q9NRM2
Background:	ZNF277 (zinc finger protein 277), also known as NRIF4 or ZNF277P, is a 438 amino acid protein that contains two C2H2-type zinc fingers and is thought to localize to the nucleus. Expressed in fetal liver, lymph node, spleen and peripheral blood leukocytes, ZNF277 may function as a transcriptional repressor that plays a role in cell growth and differentiation.
Synonyms:	NRIF4; ZNF277P



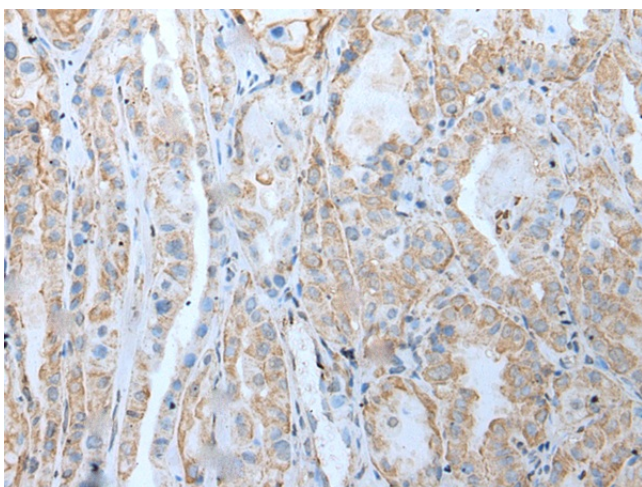
[View online »](#)

Product images:

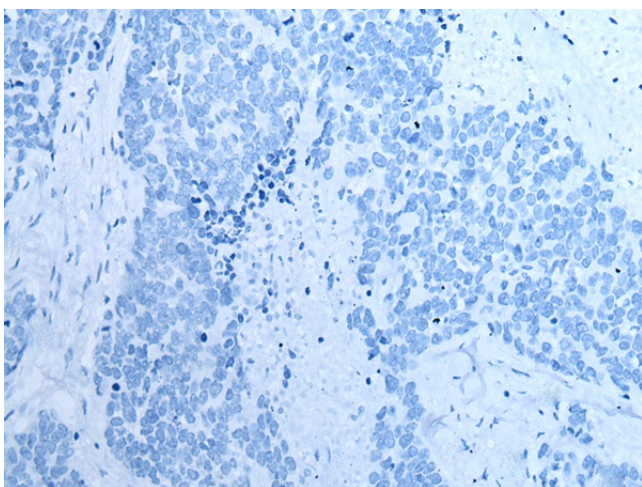
Immunohistochemistry of paraffin-embedded Human esophagus cancer tissue using TA369709 (ZNF277 Antibody) at dilution 1/30 (Original magnification: $\times 200$)



Immunohistochemistry of paraffin-embedded Human esophagus cancer tissue using TA369709 (ZNF277 Antibody) at dilution 1/30, treated with fusion protein. (Original magnification: $\times 200$)



Immunohistochemistry of paraffin-embedded Human thyroid cancer tissue using TA369709 (ZNF277 Antibody) at dilution 1/30 (Original magnification: $\times 200$)



Immunohistochemistry of paraffin-embedded Human thyroid cancer tissue using TA369709 (ZNF277 Antibody) at dilution 1/30, treated with fusion protein. (Original magnification: $\times 200$)