

Product datasheet for **TA369707**

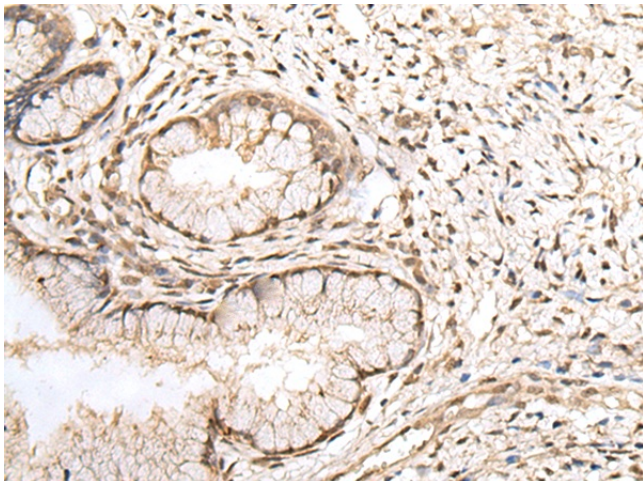
ZNF266 Rabbit Polyclonal Antibody

Product data:

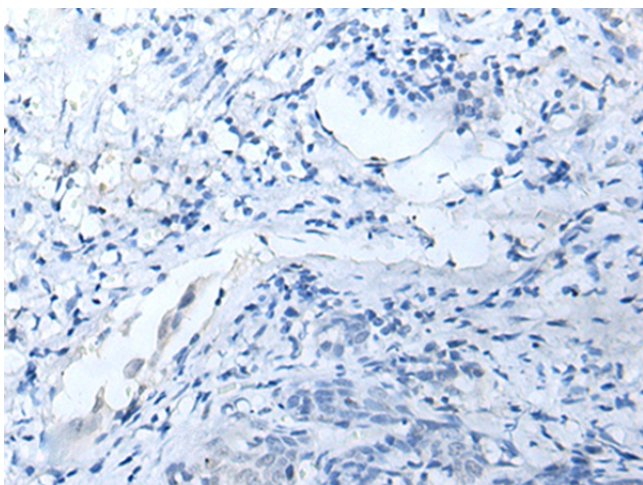
Product Type:	Primary Antibodies
Applications:	IHC
Recommended Dilution:	IHC: 25-100 Positive control: Human cervical cancer Predicted cell location: Cytoplasm and Nucleus
Reactivity:	Human
Host:	Rabbit
Isotype:	IgG
Clonality:	Polyclonal
Immunogen:	Fusion protein of human ZNF266
Formulation:	pH7.4 PBS, 0.05% NaN ₃ , 40% Glycerol
Concentration:	lot specific
Purification:	Antigen affinity purification
Conjugation:	Unconjugated
Storage:	Store at -20°C.
Stability:	1 year
Gene Name:	zinc finger protein 266
Database Link:	Entrez Gene 10781 Human Q14584
Background:	This gene encodes a protein containing many tandem zinc-finger motifs. Zinc fingers are protein or nucleic acid-binding domains, and may be involved in a variety of functions, including regulation of transcription. This gene is located in a cluster of similar genes encoding zinc finger proteins on chromosome 19. Alternative splicing results in multiple transcript variants for this gene.
Synonyms:	HZF1; KIAA2007




[View online »](#)

Product images:

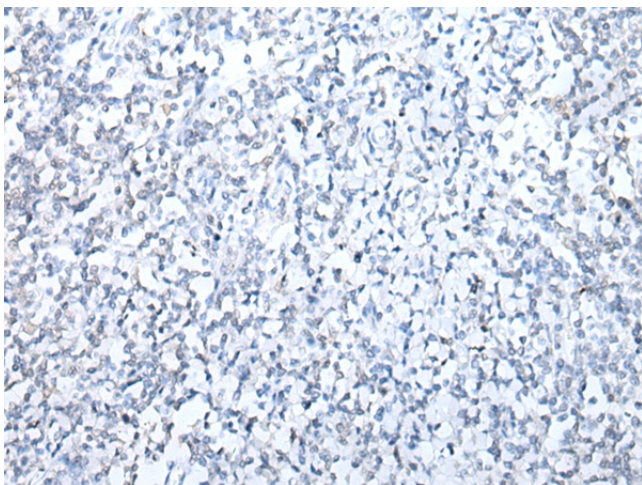
Immunohistochemistry of paraffin-embedded Human cervical cancer tissue using TA369707 (ZNF266 Antibody) at dilution 1/30 (Original magnification: ×200)



Immunohistochemistry of paraffin-embedded Human cervical cancer tissue using TA369707 (ZNF266 Antibody) at dilution 1/30, treated with fusion protein. (Original magnification: ×200)



Immunohistochemistry of paraffin-embedded Human tonsil tissue using TA369707 (ZNF266 Antibody) at dilution 1/30 (Original magnification: $\times 200$)



Immunohistochemistry of paraffin-embedded Human tonsil tissue using TA369707 (ZNF266 Antibody) at dilution 1/30, treated with fusion protein. (Original magnification: $\times 200$)