

## Product datasheet for **TA369703**

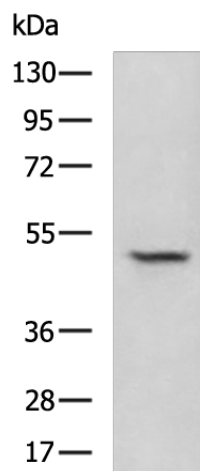
### ZNF24 Rabbit Polyclonal Antibody

#### Product data:

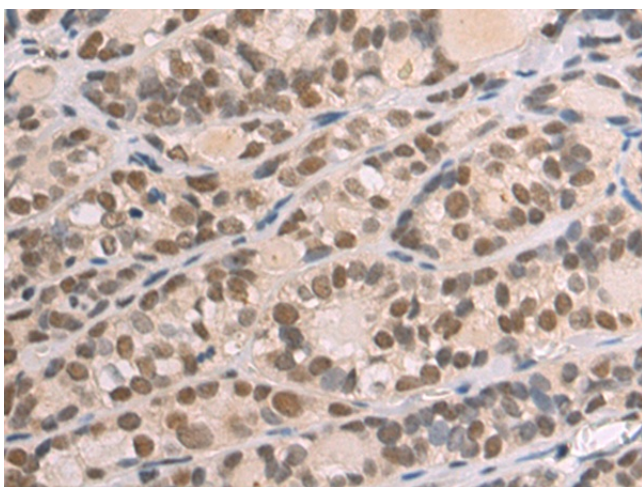
Product Type:	Primary Antibodies
Applications:	IHC, WB
Recommended Dilution:	WB: 500-2000 WB positive control: Hela cell lysate IHC: 50-200 Positive control: Human thyroid cancer Predicted cell location: Nucleus
Reactivity:	Human, Mouse, Rat
Host:	Rabbit
Isotype:	IgG
Clonality:	Polyclonal
Immunogen:	Fusion protein of human ZNF24
Formulation:	pH7.4 PBS, 0.05% NaN <sub>3</sub> , 40% Glycerol
Concentration:	lot specific
Purification:	Antigen affinity purification
Conjugation:	Unconjugated
Storage:	Store at -20°C.
Stability:	1 year
Predicted Protein Size:	42 kDa
Gene Name:	zinc finger protein 24
Database Link:	<a href="#">Entrez Gene 7572 Human P17028</a>
Background:	Transcription factor required for myelination of differentiated oligodendrocytes. Required for the conversion of oligodendrocytes from the premyelinating to the myelinating state. In the developing central nervous system (CNS), involved in the maintenance in the progenitor stage by promoting the cell cycle. Specifically binds to the 5'-TCAT-3' DNA sequence.
Synonyms:	KOX17; RSG-A; Zfp191; ZNF191; ZSCAN3



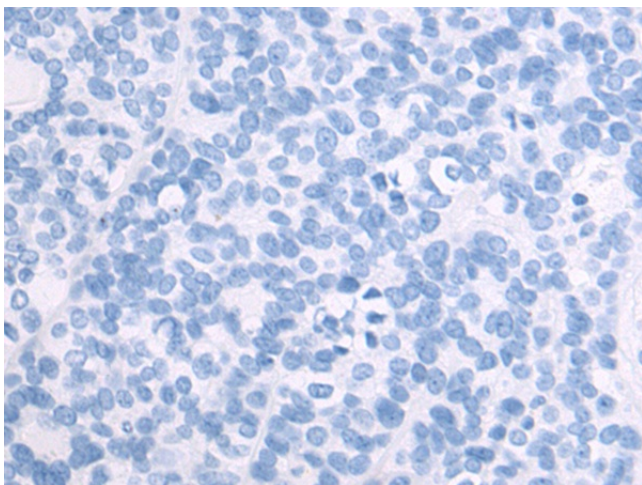
[View online »](#)

**Product images:**

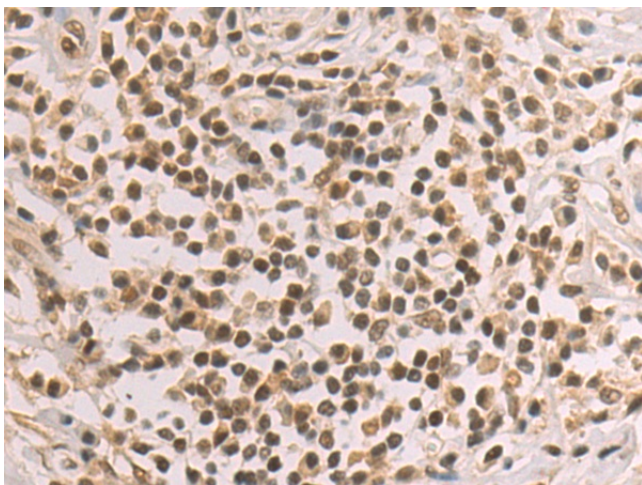
Gel: 8%SDS-PAGE  
Lysate: 40  $\mu$ g  
Lane: HeLa cell lysate  
Primary antibody: TA369703 (ZNF24 Antibody) at dilution 1/400  
Secondary antibody: Goat anti rabbit IgG at 1/5000 dilution  
Exposure time: 10 seconds



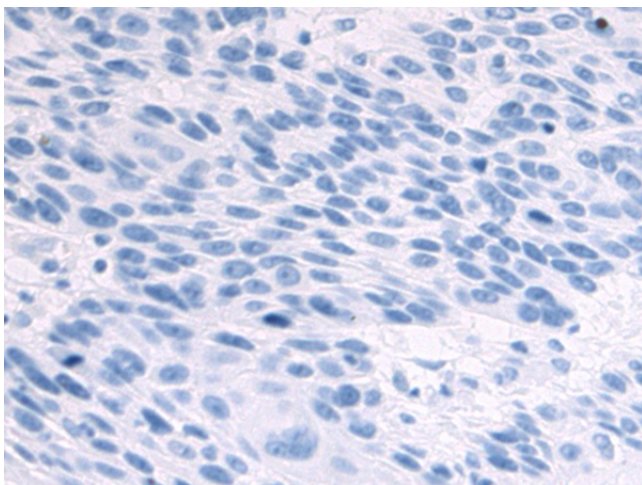
Immunohistochemistry of paraffin-embedded Human thyroid cancer tissue using TA369703 (ZNF24 Antibody) at dilution 1/55 (Original magnification:  $\times$ 200)



Immunohistochemistry of paraffin-embedded Human thyroid cancer tissue using TA369703 (ZNF24 Antibody) at dilution 1/55, treated with fusion protein. (Original magnification:  $\times 200$ )



Immunohistochemistry of paraffin-embedded Human esophagus cancer tissue using TA369703 (ZNF24 Antibody) at dilution 1/55 (Original magnification:  $\times 200$ )



Immunohistochemistry of paraffin-embedded Human esophagus cancer tissue using TA369703 (ZNF24 Antibody) at dilution 1/55, treated with fusion protein. (Original magnification:  $\times 200$ )