

Product datasheet for **TA369702S**

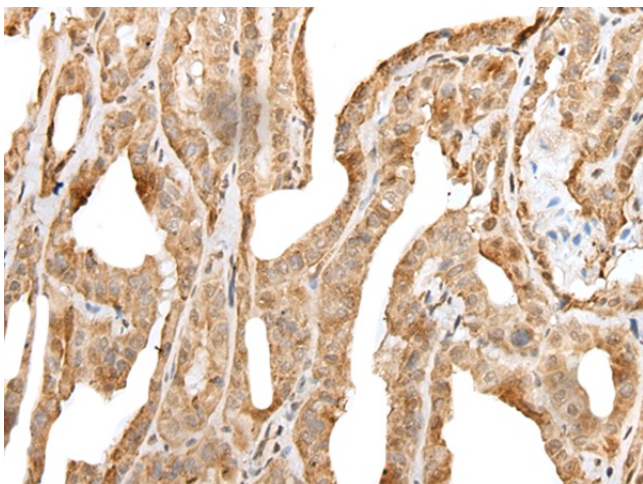
ZNF213 Rabbit Polyclonal Antibody

Product data:

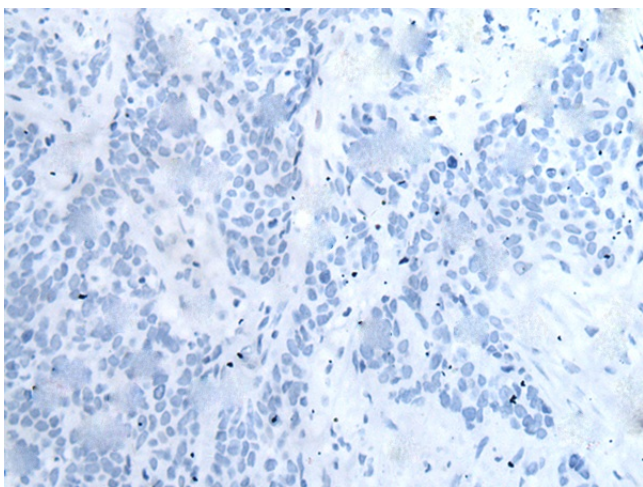
Product Type:	Primary Antibodies
Applications:	IHC
Recommended Dilution:	IHC: 25-100 Positive control: Human thyroid cancer Predicted cell location: Cytoplasm and Nucleus
Reactivity:	Human
Host:	Rabbit
Isotype:	IgG
Clonality:	Polyclonal
Immunogen:	Fusion protein of human ZNF213
Formulation:	pH7.4 PBS, 0.05% NaN ₃ , 40% Glycerol
Purification:	Antigen affinity purification
Conjugation:	Unconjugated
Storage:	Store at -20°C.
Stability:	1 year
Gene Name:	zinc finger protein 213
Database Link:	Entrez Gene 7760 Human Q14771
Background:	C2H2 zinc finger proteins, such as ZNF213, have bipartite structures in which one domain binds DNA or RNA and the other modulates target gene expression.
Synonyms:	CR53; ZKSCAN21



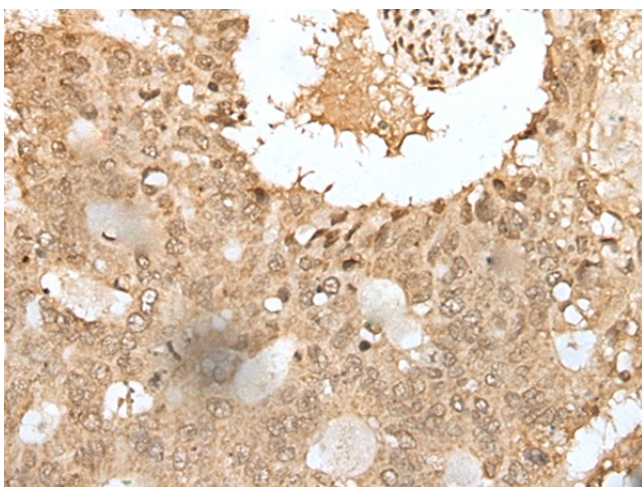
[View online »](#)

Product images:

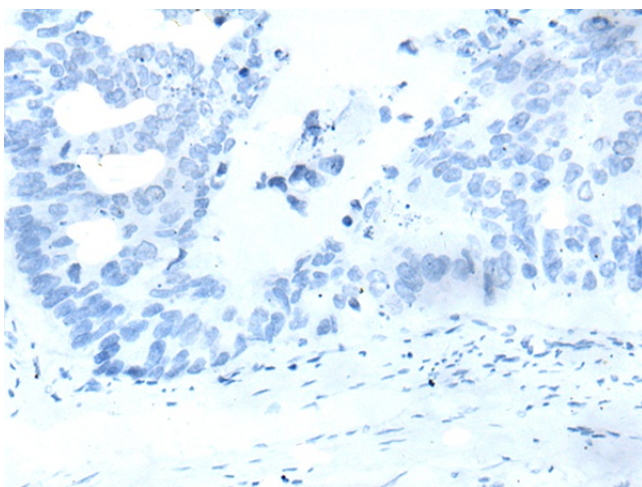
Immunohistochemistry of paraffin-embedded Human thyroid cancer tissue using [TA369702] (ZNF213 Antibody) at dilution 1/30 (Original magnification: $\times 200$)



Immunohistochemistry of paraffin-embedded Human thyroid cancer tissue using [TA369702] (ZNF213 Antibody) at dilution 1/30, treated with fusion protein. (Original magnification: $\times 200$)



Immunohistochemistry of paraffin-embedded Human colorectal cancer tissue using [TA369702] (ZNF213 Antibody) at dilution 1/30 (Original magnification: $\times 200$)



Immunohistochemistry of paraffin-embedded Human colorectal cancer tissue using [TA369702] (ZNF213 Antibody) at dilution 1/30, treated with fusion protein. (Original magnification: $\times 200$)