

## Product datasheet for **TA369699**

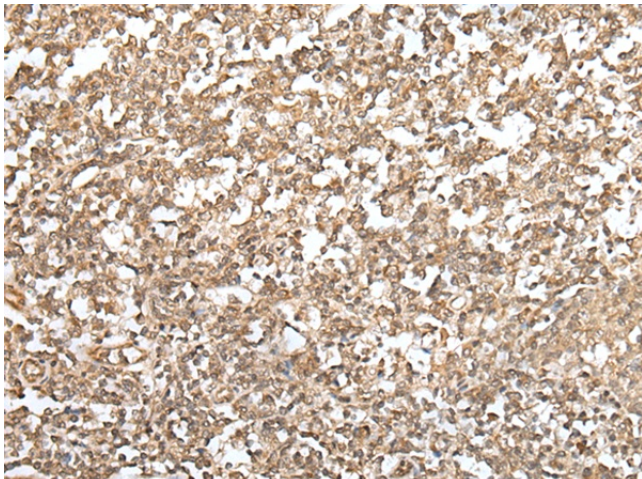
### ZNF19 Rabbit Polyclonal Antibody

#### Product data:

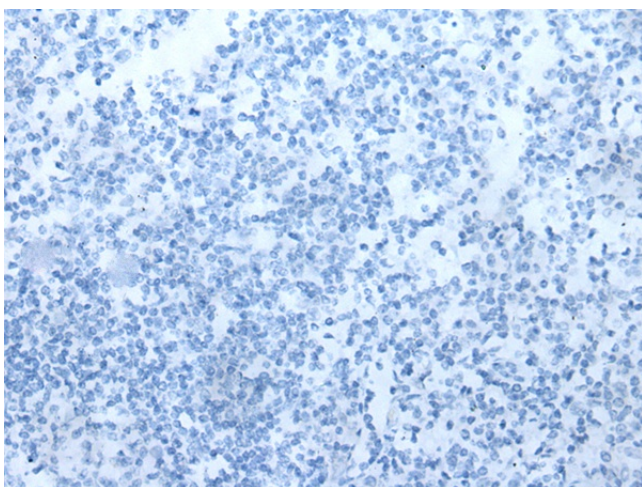
Product Type:	Primary Antibodies
Applications:	IHC
Recommended Dilution:	IHC: 25-100 Positive control: Human tonsil Predicted cell location: Cytoplasm and Nucleus
Reactivity:	Human
Host:	Rabbit
Isotype:	IgG
Clonality:	Polyclonal
Immunogen:	Fusion protein of human ZNF19
Formulation:	pH7.4 PBS, 0.05% NaN <sub>3</sub> , 40% Glycerol
Concentration:	lot specific
Purification:	Antigen affinity purification
Conjugation:	Unconjugated
Storage:	Store at -20°C.
Stability:	1 year
Gene Name:	zinc finger protein 19
Database Link:	<a href="#">Entrez Gene 7567 Human P17023</a>
Background:	The protein encoded by this gene contains a zinc finger, a nucleic acid-binding domain present in many transcription factors. This gene is located in a region next to ZNF23, a gene also encoding a zinc finger protein, on chromosome 16.
Synonyms:	KOX12; MGC51021



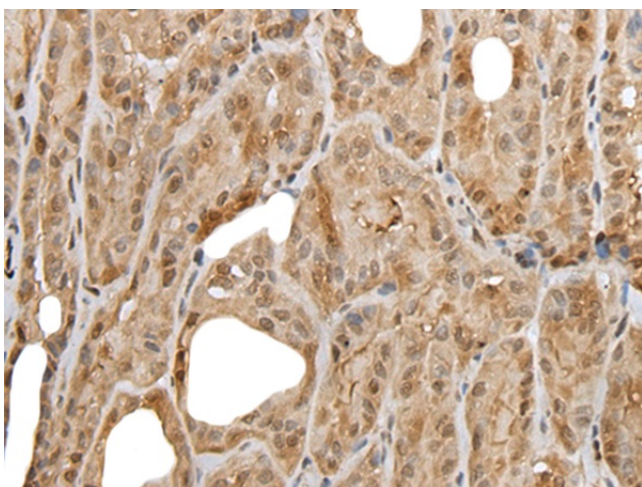
[View online »](#)

**Product images:**

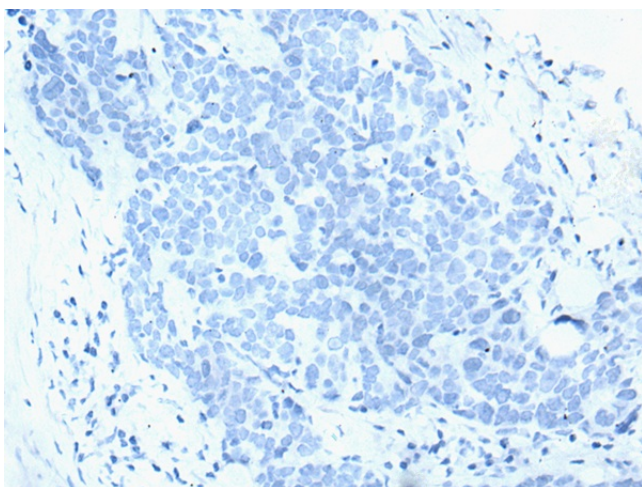
Immunohistochemistry of paraffin-embedded Human tonsil tissue using TA369699 (ZNF19 Antibody) at dilution 1/30 (Original magnification: ×200)



Immunohistochemistry of paraffin-embedded Human tonsil tissue using TA369699 (ZNF19 Antibody) at dilution 1/30, treated with fusion protein. (Original magnification: ×200)



Immunohistochemistry of paraffin-embedded Human thyroid cancer tissue using TA369699 (ZNF19 Antibody) at dilution 1/30 (Original magnification:  $\times 200$ )



Immunohistochemistry of paraffin-embedded Human thyroid cancer tissue using TA369699 (ZNF19 Antibody) at dilution 1/30, treated with fusion protein. (Original magnification:  $\times 200$ )