

Product datasheet for **TA369693**

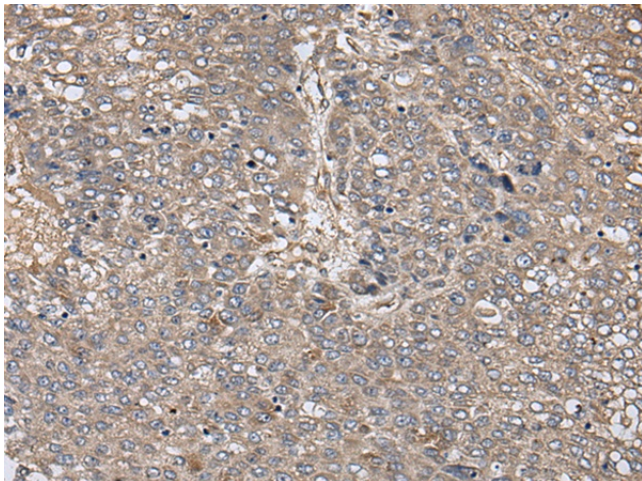
Tristetraprolin (ZFP36) Rabbit Polyclonal Antibody

Product data:

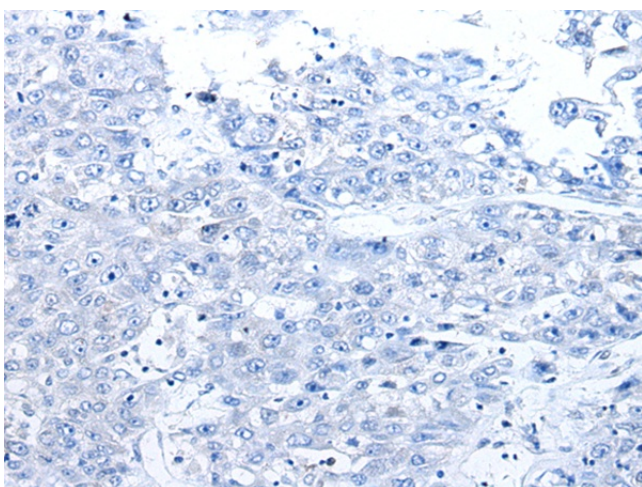
Product Type:	Primary Antibodies
Applications:	IHC
Recommended Dilution:	IHC: 30-150 Positive control: Human liver cancer Predicted cell location: Cytoplasm or Nucleus
Reactivity:	Human, Mouse, Rat
Host:	Rabbit
Isotype:	IgG
Clonality:	Polyclonal
Immunogen:	Fusion protein of human ZFP36
Formulation:	pH7.4 PBS, 0.05% NaN ₃ , 40% Glycerol
Concentration:	lot specific
Purification:	Antigen affinity purification
Conjugation:	Unconjugated
Storage:	Store at -20°C.
Stability:	1 year
Gene Name:	ZFP36 ring finger protein
Database Link:	Entrez Gene 7538 Human P26651
Background:	mRNA-binding protein involved in post-transcriptional regulation of AU-rich element (ARE)-containing mRNAs. Acts by specifically binding ARE-containing mRNAs and promoting their degradation. Recruits deadenylase CNOT7 (and probably the CCR4-NOT complex) via association with CNOT1. Plays a key role in the post-transcriptional regulation of tumor necrosis factor (TNF). Plays a key role in the post-transcriptional regulation of tumor necrosis factor (TNF).
Synonyms:	G0S24; GOS24; NUP475; RNF162A; TIS11; TIS11A; tristetraprolin; TTP; Zfp-36



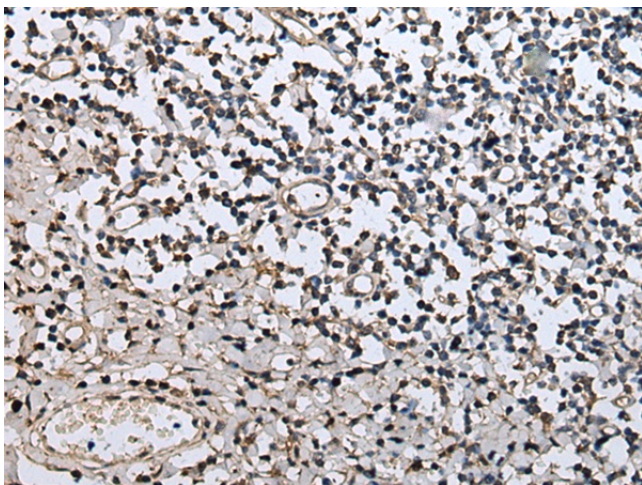
[View online »](#)

Product images:

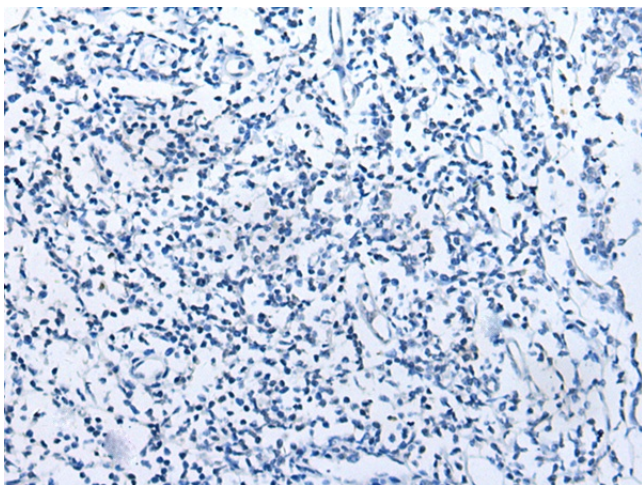
Immunohistochemistry of paraffin-embedded Human liver cancer tissue using TA369693 (ZFP36 Antibody) at dilution 1/40 (Original magnification: ×200)



Immunohistochemistry of paraffin-embedded Human liver cancer tissue using TA369693 (ZFP36 Antibody) at dilution 1/40, treated with fusion protein. (Original magnification: ×200)



Immunohistochemistry of paraffin-embedded Human tonsil tissue using TA369693 (ZFP36 Antibody) at dilution 1/40 (Original magnification: ×200)



Immunohistochemistry of paraffin-embedded Human tonsil tissue using TA369693 (ZFP36 Antibody) at dilution 1/40, treated with fusion protein. (Original magnification: ×200)