

## Product datasheet for **TA369690**

### ZBTB5 Rabbit Polyclonal Antibody

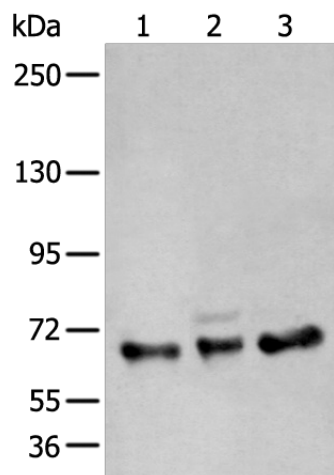
#### Product data:

Product Type:	Primary Antibodies
Applications:	IHC, WB
Recommended Dilution:	WB: 500-2000 WB positive control: A431,K562 and TM4 cell lysates IHC: 30-150 Positive control: Human gastric cancer Predicted cell location: Nucleus and Cytoplasm
Reactivity:	Human, Mouse
Host:	Rabbit
Isotype:	IgG
Clonality:	Polyclonal
Immunogen:	Fusion protein of human ZBTB5
Formulation:	pH7.4 PBS, 0.05% NaN <sub>3</sub> , 40% Glycerol
Concentration:	lot specific
Purification:	Antigen affinity purification
Conjugation:	Unconjugated
Storage:	Store at -20°C.
Stability:	1 year
Predicted Protein Size:	74 kDa
Gene Name:	zinc finger and BTB domain containing 5
Database Link:	<a href="#">Entrez Gene 9925 Human O15062</a>
Background:	Zinc finger and BTB domain-containing protein 5 (ZBTB5) is a 677 amino acid member of the Krüppel C2H2-type zinc-finger protein family. Localized to the nucleus, ZBTB5 contains a BTB domain, also known as a POZ domain, which inhibits DNA binding and mediates homotypic and heterotypic dimerization. Characteristics of the BTB domain suggest that ZBTB5 functions as a transcription regulator.
Synonyms:	KIAA0354

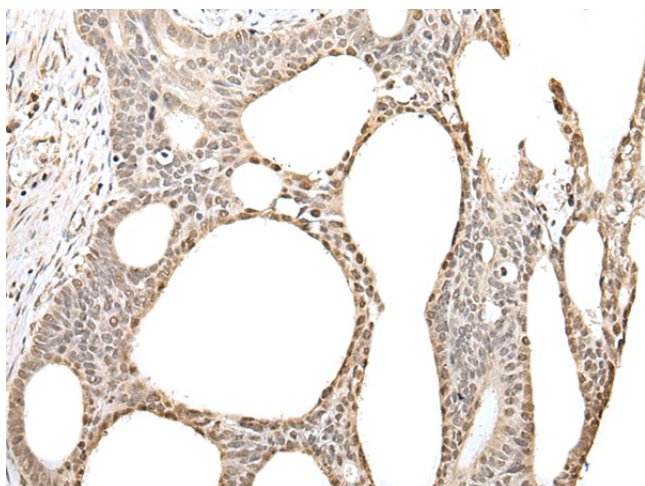


[View online »](#)

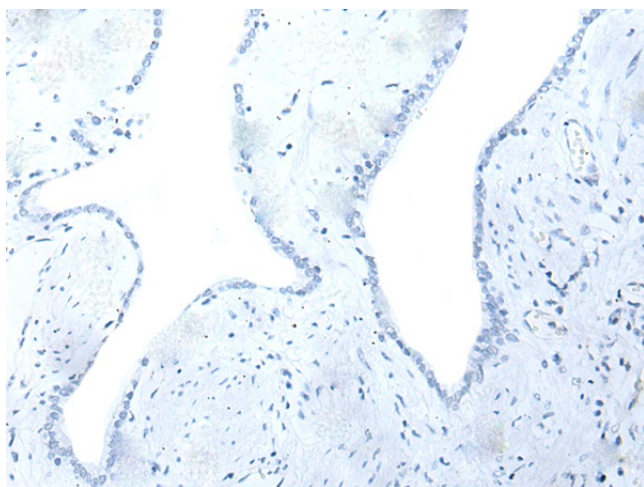
## Product images:



Gel: 6%SDS-PAGE  
Lysate: 40  $\mu$ g  
Lane 1-3: A431  
K562 and TM4 cell lysates  
Primary antibody: TA369690 (ZBTB5 Antibody) at dilution 1/400  
Secondary antibody: Goat anti rabbit IgG at 1/8000 dilution  
Exposure time: 20 seconds



Immunohistochemistry of paraffin-embedded Human gastric cancer tissue using TA369690 (ZBTB5 Antibody) at dilution 1/40 (Original magnification:  $\times$ 200)



Immunohistochemistry of paraffin-embedded Human gastric cancer tissue using TA369690 (ZBTB5 Antibody) at dilution 1/40, treated with fusion protein. (Original magnification:  $\times 200$ )