

## Product datasheet for **TA369687**

### HDHD2 Rabbit Polyclonal Antibody

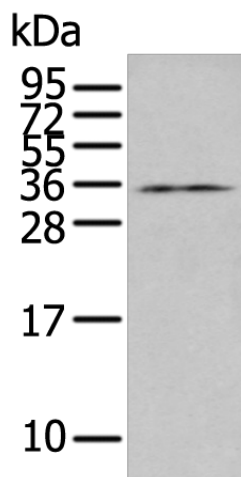
#### Product data:

Product Type:	Primary Antibodies
Applications:	IHC, WB
Recommended Dilution:	WB: 200-1000 WB positive control: HEPG2 cell lysate IHC: 25-100 Positive control: Human tonsil Predicted cell location: Cytoplasm and Nucleus
Reactivity:	Human, Mouse, Rat
Host:	Rabbit
Isotype:	IgG
Clonality:	Polyclonal
Immunogen:	Full length fusion protein
Formulation:	pH7.4 PBS, 0.05% NaN <sub>3</sub> , 40% Glycerol
Concentration:	lot specific
Purification:	Antigen affinity purification
Conjugation:	Unconjugated
Storage:	Store at -20°C.
Stability:	1 year
Predicted Protein Size:	29 kDa
Gene Name:	haloacid dehalogenase like hydrolase domain containing 2
Database Link:	<a href="#">Entrez Gene 84064 Human Q9H0R4</a>
Background:	HDHD2 (haloacid dehalogenase-like hydrolase domain containing 2) is also known as DKFZp564D1378 and is a 259 amino acid protein that is expressed as two isoforms produced by alternative splicing. HDHD2 belongs to the HAD-like hydrolase superfamily, which contains a group of hydrolase enzymes
Synonyms:	3110052N05Rik; DKFZP564D1378

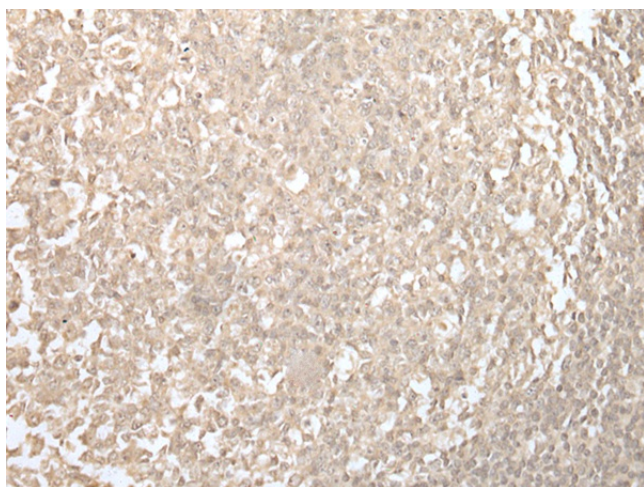


[View online »](#)

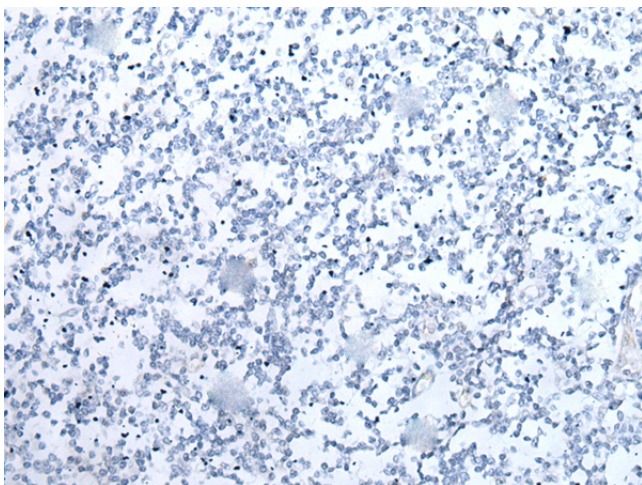
## Product images:



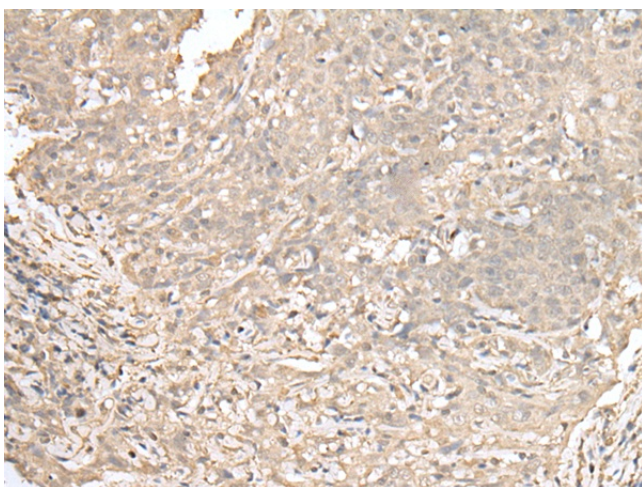
Gel: 12%SDS-PAGE  
Lysate: 40  $\mu$ g  
Lane: HEPG2 cell lysate  
Primary antibody: TA369687 (HDHD2 Antibody) at dilution 1/300  
Secondary antibody: Goat anti rabbit IgG at 1/8000 dilution  
Exposure time: 20 seconds



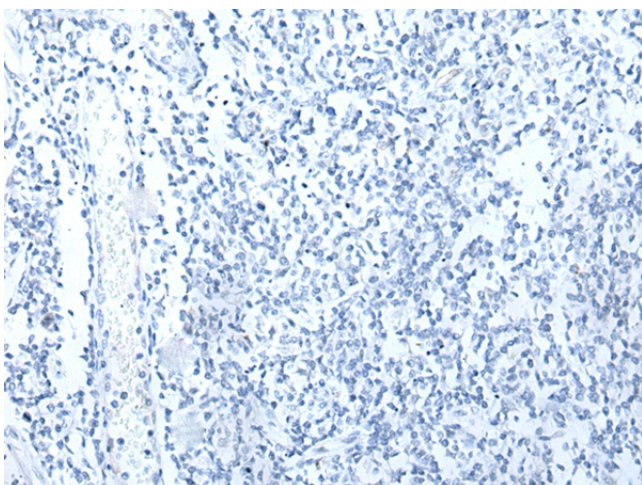
Immunohistochemistry of paraffin-embedded Human tonsil tissue using TA369687 (HDHD2 Antibody) at dilution 1/30 (Original magnification:  $\times$ 200)



Immunohistochemistry of paraffin-embedded Human tonsil tissue using TA369687 (HDHD2 Antibody) at dilution 1/30, treated with fusion protein. (Original magnification: x200)



Immunohistochemistry of paraffin-embedded Human cervical cancer tissue using TA369687 (HDHD2 Antibody) at dilution 1/30 (Original magnification: x200)



Immunohistochemistry of paraffin-embedded Human cervical cancer tissue using TA369687 (HDHD2 Antibody) at dilution 1/30, treated with fusion protein. (Original magnification: x200)