

Product datasheet for **TA369647S**

ZNF22 Rabbit Polyclonal Antibody

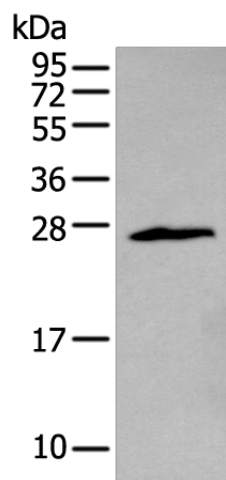
Product data:

Product Type:	Primary Antibodies
Applications:	IHC, WB
Recommended Dilution:	WB: 500-2000 WB positive control: Jurkat cell IHC: 20-100 Positive control: Human colorectal cancer Predicted cell location: Cytoplasm and Nucleus
Reactivity:	Human, Mouse, Rat
Host:	Rabbit
Isotype:	IgG
Clonality:	Polyclonal
Immunogen:	Fusion protein of human ZNF22
Formulation:	pH7.4 PBS, 0.05% NaN ₃ , 40% Glycerol
Purification:	Antigen affinity purification
Conjugation:	Unconjugated
Storage:	Store at -20°C.
Stability:	1 year
Predicted Protein Size:	26 kDa
Gene Name:	zinc finger protein 22
Database Link:	Entrez Gene 7570 Human P17026
Background:	Binds DNA through the consensus sequence 5'-CAATG-3'. May be involved in transcriptional regulation and may play a role in tooth formation (By similarity).
Synonyms:	HKR-T1; KOX15; KROX26; Zfp422; ZNF422

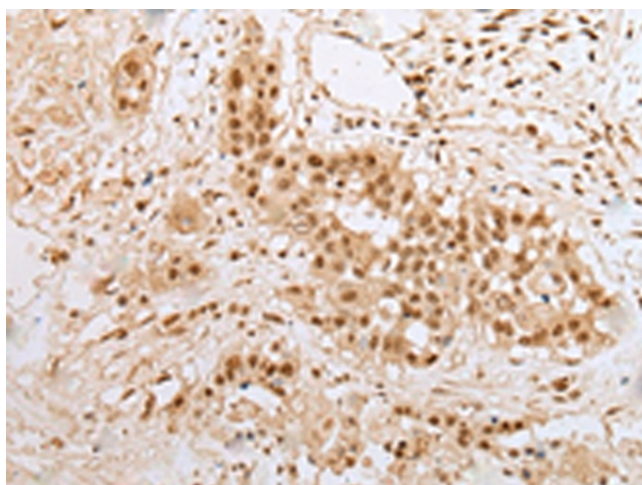


[View online »](#)

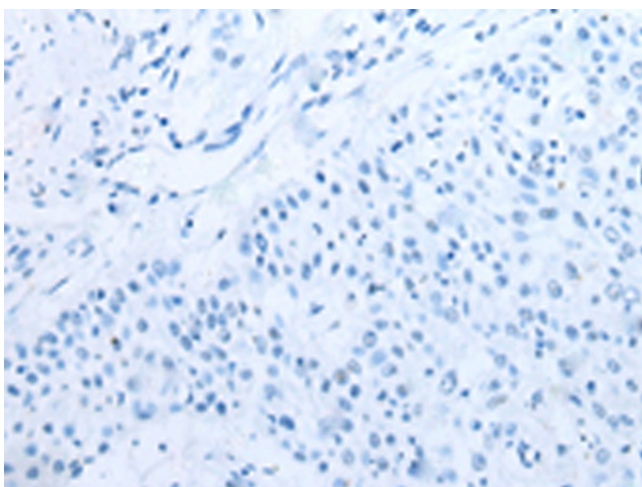
Product images:



Gel: 12%SDS-PAGE
Lysate: 40 μ g
Lane: Jurkat cell
Primary antibody: [TA369647] (ZNF22 Antibody)
at dilution 1/400
Secondary antibody: Goat anti rabbit IgG at
1/8000 dilution
Exposure time: 10 seconds



Immunohistochemistry of paraffin-embedded
Human colorectal cancer tissue using [TA369647]
(ZNF22 Antibody) at dilution 1/25 (Original
magnification: \times 200)



Immunohistochemistry of paraffin-embedded Human colorectal cancer tissue using [TA369647] (ZNF22 Antibody) at dilution 1/25, treated with fusion protein. (Original magnification: ×200)