

Product datasheet for TA369626

Density Regulated Protein (DENR) Rabbit Polyclonal Antibody

Product data:

Product Type:	Primary Antibodies
Applications:	IHC, WB
Recommended Dilution:	WB: 200-1000 WB positive control: K562 cell and A431 cell IHC: 25-100 Positive control: Human esophagus cancer Predicted cell location: Cytoplasm
Reactivity:	Human, Mouse
Host:	Rabbit
Isotype:	IgG
Clonality:	Polyclonal
Immunogen:	Fusion protein of human DENR
Formulation:	pH7.4 PBS, 0.05% NaN ₃ , 40% Glycerol
Concentration:	lot specific
Purification:	Antigen affinity purification
Conjugation:	Unconjugated
Storage:	Store at -20°C.
Stability:	1 year
Predicted Protein Size:	22 kDa
Gene Name:	density-regulated protein
Database Link:	Entrez Gene 8562 Human O43583

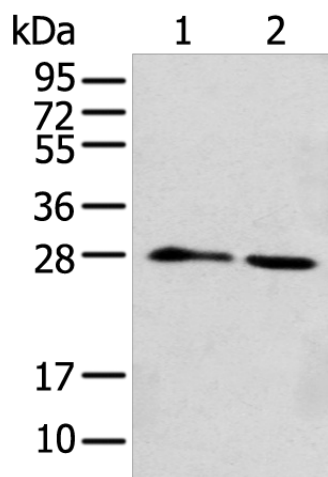
Background: This gene encodes a protein whose expression was found to increase in cultured cells at high density but not during growth arrest. This gene was also shown to have increased expression in cells overexpressing HER-2/neu proto-oncogene. The protein contains an SUI1 domain. In budding yeast, SUI1 is a translation initiation factor that along with eIF-2 and the initiator tRNA-Met, directs the ribosome to the proper translation start site. Proteins similar to SUI1 have been found in mammals, insects, and plants.



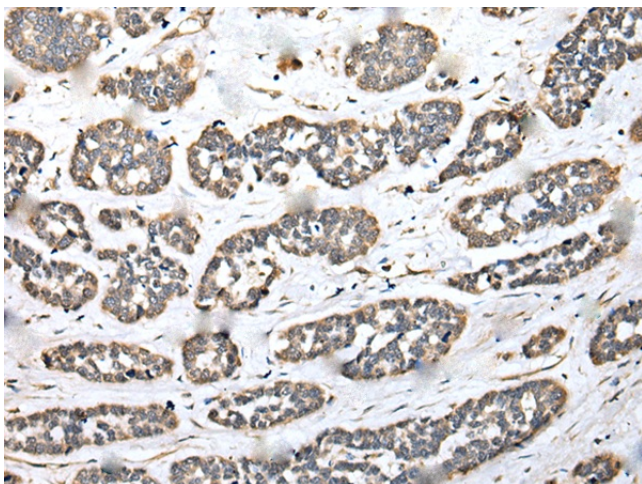
[View online »](#)

Synonyms: DRP; DRP1; SMAP-3

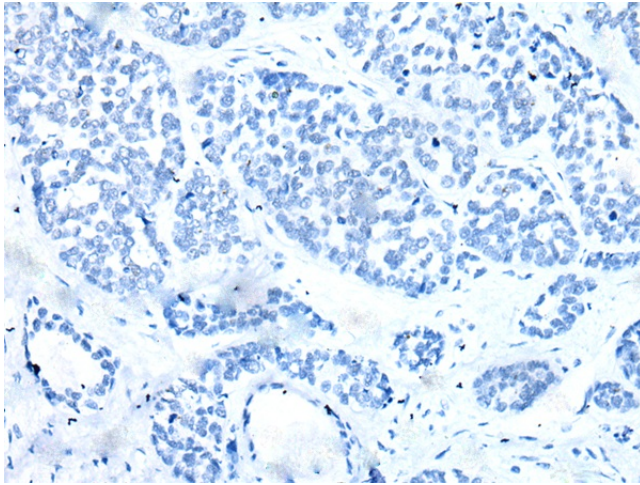
Product images:



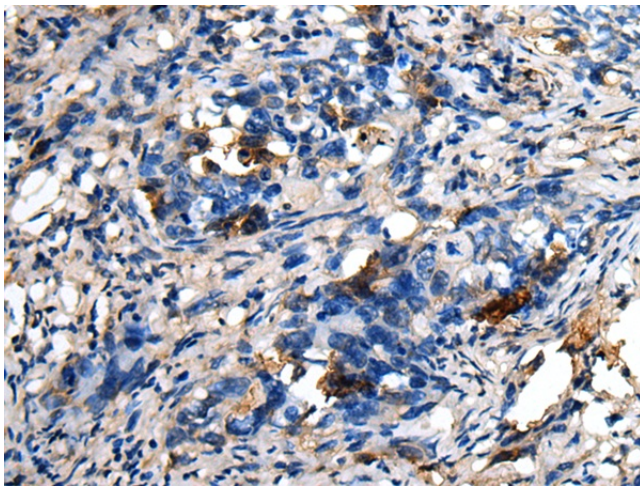
Gel: 12%SDS-PAGE
Lysate: 40 μ g
Lane 1-2: K562 cell and A431 cell
Primary antibody: TA369626 (DENR Antibody) at dilution 1/250
Secondary antibody: Goat anti rabbit IgG at 1/8000 dilution
Exposure time: 30 seconds



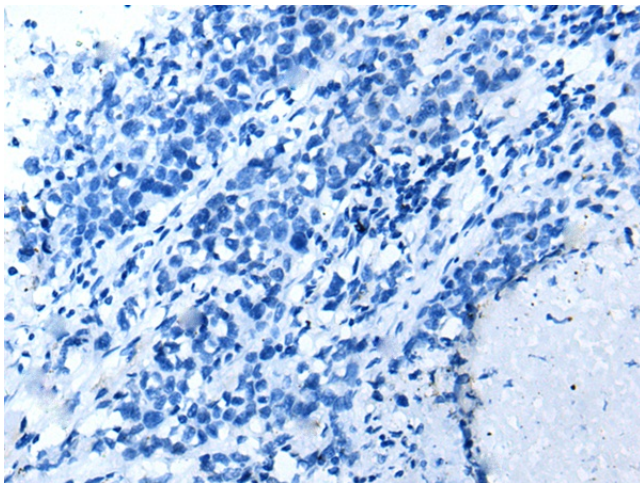
Immunohistochemistry of paraffin-embedded Human esophagus cancer tissue using TA369626 (DENR Antibody) at dilution 1/25 (Original magnification: $\times 200$)



Immunohistochemistry of paraffin-embedded Human esophagus cancer tissue using TA369626 (DENR Antibody) at dilution 1/25, treated with fusion protein. (Original magnification: ×200)



Immunohistochemistry of paraffin-embedded Human lung cancer tissue using TA369626 (DENR Antibody) at dilution 1/25 (Original magnification: ×200)



Immunohistochemistry of paraffin-embedded Human lung cancer tissue using TA369626 (DENR Antibody) at dilution 1/25, treated with fusion protein. (Original magnification: ×200)