

Product datasheet for **TA369621**

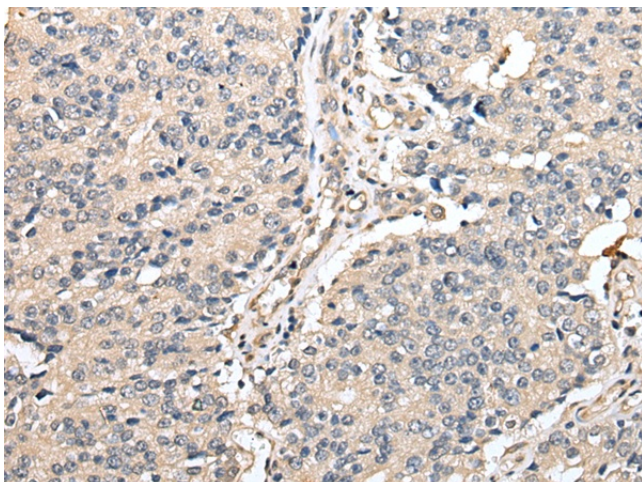
TRSPAP1 (TRNAU1AP) Rabbit Polyclonal Antibody

Product data:

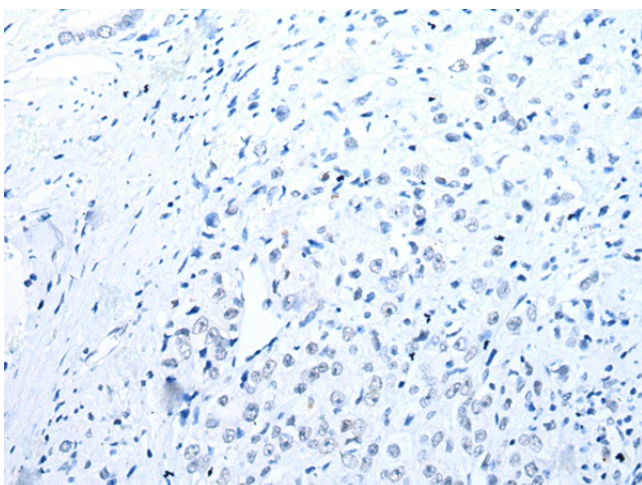
Product Type:	Primary Antibodies
Applications:	IHC
Recommended Dilution:	IHC: 25-100 Positive control: Human prostate cancer Predicted cell location: Cytoplasm or Nucleus
Reactivity:	Human, Mouse, Rat
Host:	Rabbit
Isotype:	IgG
Clonality:	Polyclonal
Immunogen:	Fusion protein of human TRNAU1AP
Formulation:	pH7.4 PBS, 0.05% NaN ₃ , 40% Glycerol
Concentration:	lot specific
Purification:	Antigen affinity purification
Conjugation:	Unconjugated
Storage:	Store at -20°C.
Stability:	1 year
Gene Name:	tRNA selenocysteine 1 associated protein 1
Database Link:	Entrez Gene 54952 Human Q9NX07
Background:	Involved in the early steps of selenocysteine biosynthesis and tRNA(Sec) charging to the later steps resulting in the cotranslational incorporation of selenocysteine into selenoproteins. Stabilizes the SECISBP2, EEFSEC and tRNA(Sec) complex. May be involved in the methylation of tRNA(Sec). Enhances efficiency of selenoproteins synthesis (By similarity).
Synonyms:	FLJ20503; PRO1902; RP4-669K10.4; SECP43; TRSPAP1



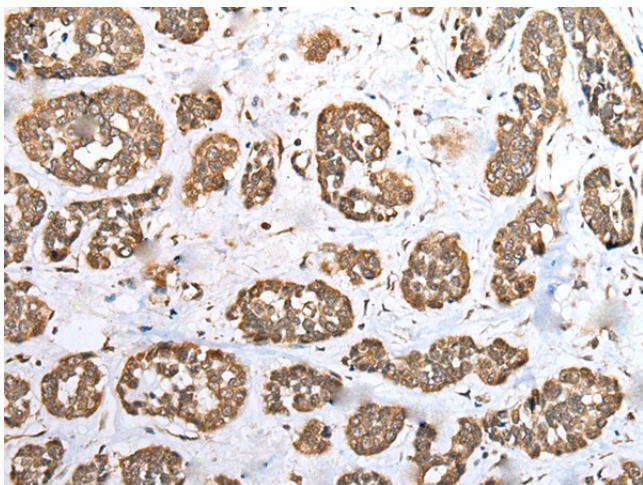
[View online »](#)

Product images:

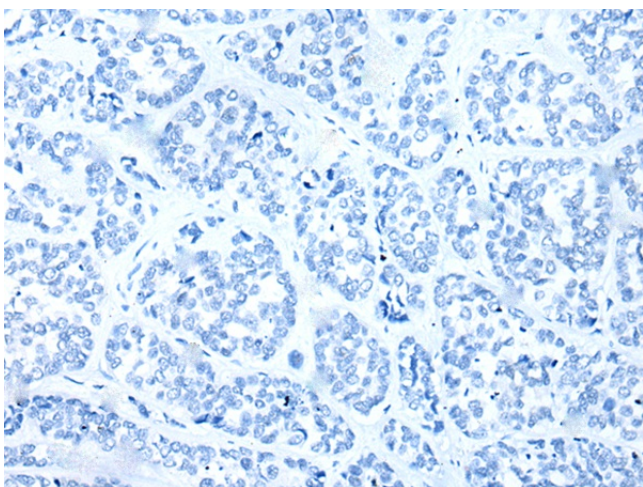
Immunohistochemistry of paraffin-embedded Human prostate cancer tissue using TA369621 (TRNAU1AP Antibody) at dilution 1/25 (Original magnification: $\times 200$)



Immunohistochemistry of paraffin-embedded Human prostate cancer tissue using TA369621 (TRNAU1AP Antibody) at dilution 1/25, treated with fusion protein. (Original magnification: $\times 200$)



Immunohistochemistry of paraffin-embedded Human esophagus cancer tissue using TA369621 (TRNAU1AP Antibody) at dilution 1/25 (Original magnification: ×200)



Immunohistochemistry of paraffin-embedded Human esophagus cancer tissue using TA369621 (TRNAU1AP Antibody) at dilution 1/25, treated with fusion protein. (Original magnification: ×200)