

Product datasheet for **TA369498**

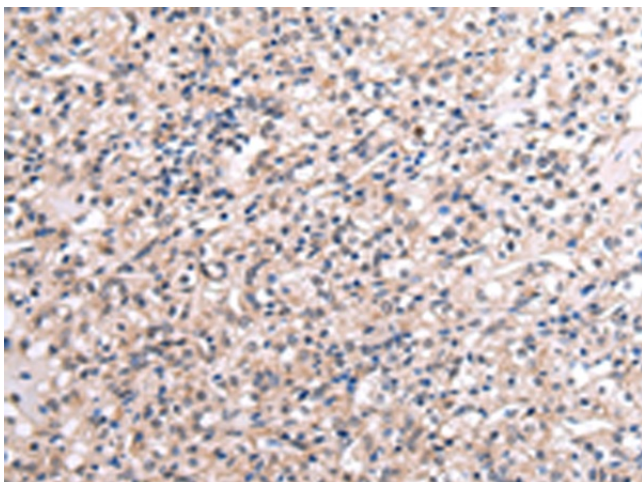
ZNF364 (RNF115) Rabbit Polyclonal Antibody

Product data:

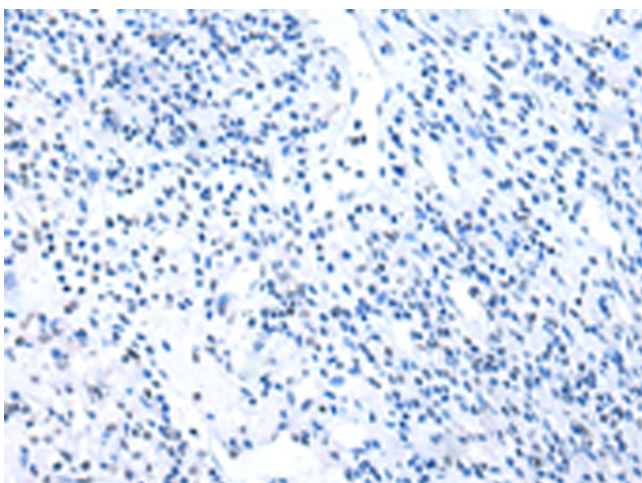
Product Type:	Primary Antibodies
Applications:	IHC
Recommended Dilution:	IHC: 30-150 Positive control: Human liver cancer Predicted cell location: Cytoplasm
Reactivity:	Human, Mouse
Host:	Rabbit
Isotype:	IgG
Clonality:	Polyclonal
Immunogen:	Full length fusion protein
Formulation:	pH7.4 PBS, 0.05% NaN ₃ , 40% Glycerol
Concentration:	lot specific
Purification:	Antigen affinity purification
Conjugation:	Unconjugated
Storage:	Store at -20°C.
Stability:	1 year
Gene Name:	ring finger protein 115
Database Link:	Entrez Gene 27246 Human Q9Y4L5
Background:	E3 ubiquitin-protein ligase that mediates E2-dependent, 'Lys-48'- and/or 'Lys-63'-linked polyubiquitination of substrates and may play a role in diverse biological processes. Through their polyubiquitination, may play a role in the endosomal trafficking and degradation of membrane receptors including EGFR, FLT3, MET and CXCR4.
Synonyms:	BCA2; CL469780; ZNF364



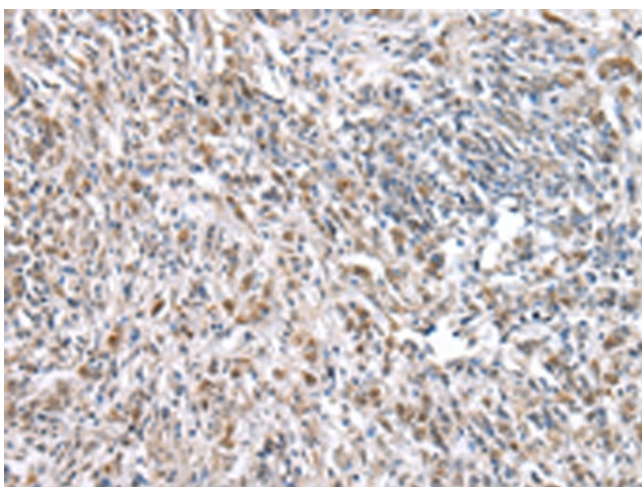
[View online »](#)

Product images:

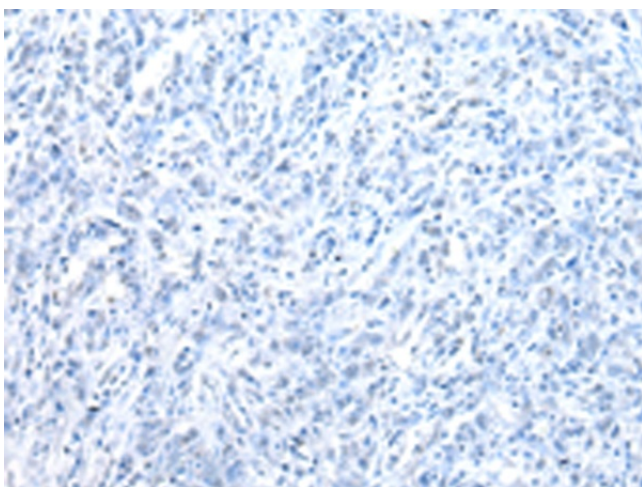
Immunohistochemistry of paraffin-embedded Human liver cancer tissue using TA369498 (RNF115 Antibody) at dilution 1/45 (Original magnification: ×200)



Immunohistochemistry of paraffin-embedded Human liver cancer tissue using TA369498 (RNF115 Antibody) at dilution 1/45, treated with fusion protein. (Original magnification: ×200)



Immunohistochemistry of paraffin-embedded Human prostate cancer tissue using TA369498 (RNF115 Antibody) at dilution 1/45 (Original magnification: $\times 200$)



Immunohistochemistry of paraffin-embedded Human prostate cancer tissue using TA369498 (RNF115 Antibody) at dilution 1/45, treated with fusion protein. (Original magnification: $\times 200$)